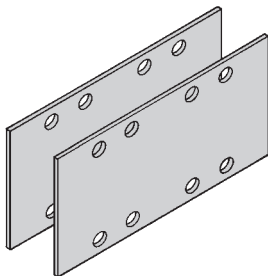


Splice Plates

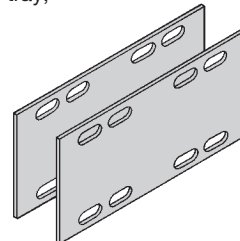
- Standard 8-hole pattern for all stainless steel splice plates.
- Furnished in pairs with hardware.
- One pair including hardware provided with straight section.
- Boxed in pairs with hardware.
- (*) Insert **SS4** or **SS6**



Catalog No.	Height	
	in.	mm
9(*)-8004	4	101
9(*)-8005	5	127
9(*)-8006	6	152

Expansion Splice Plates

- Expansion plates allow for one inch expansion or contraction of the cable tray, or where expansion joints occur in the support structure.
- Furnished in pairs with hardware.
- **Bonding Jumpers are required. Order Separately.**
- (*) Insert **SS4** or **SS6**

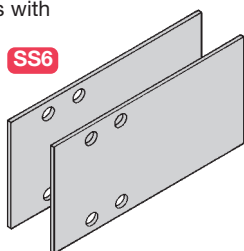


Catalog No.	Height	
	in.	mm
9(*)-8014	4	101
9(*)-8015	5	127
9(*)-8016	6	152

For heavy duty expansion splice plates see page APP-3.

Universal Splice Plates

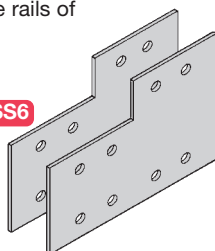
- Used to splice to existing cable tray systems.
- Furnished in pairs with hardware.
- (*) Insert **SS4** or **SS6**



Catalog No.	Height	
	in.	mm
9(*)-8004-1/2	4	101
9(*)-8005-1/2	5	127
9(*)-8006-1/2	6	152

Step Down Splice Plates

- These splice plates are offered for connecting cable tray sections having side rails of different heights.
- Furnished in pairs with hardware.
- (*) Insert **SS4** or **SS6**

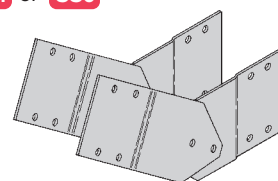


Catalog No.	Height	
	in.	mm
9(*)-8045	5 to 4	127 to 101
9(*)-8046	6 to 4	152 to 101
9(*)-8060	6 to 5	152 to 127

Vertical Adjustable Splice Plates

- These plates provide for changes in elevation that do not conform to standard vertical fittings.
- Furnished in pairs with hardware.
- (*) Insert **SS4** or **SS6**

Requires supports within 24" on both sides, per NEMA VE 2.

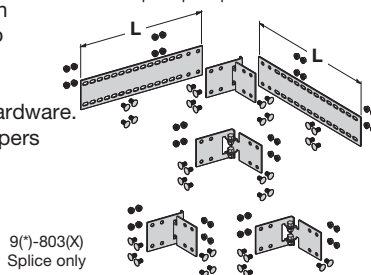


Catalog No.	Height	
	in.	mm
9(*)-8024	4	101
9(*)-8025	5	127
9(*)-8026	6	152

Horizontal Adjustable Splice Plates

- Offered to adjust a cable tray run for changes in direction in a horizontal plane that do not conform to standard horizontal fittings.
- Furnished in pairs with hardware.
- New design bonding jumpers **not** required.
- (*) Insert **SS4** or **SS6**
- (X) Insert 4, 5 or 6 for side rail height.

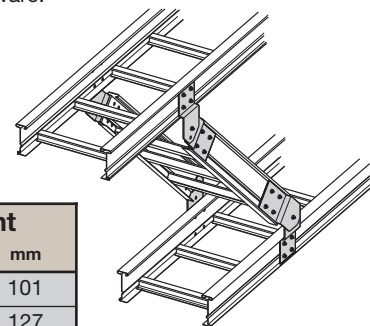
9(*)-803(X)-12 or 9(*)-803(X)-36
One pair splice plates with extensions.



Catalog No.	Cable Tray End Cut	Tray Width	'L'	Requires supports within 24" on both sides, per NEMA VE 2.
9(*)-803(X)	Mitered	Thru 36"	N/A	
9(*)-803(X)-12	Not Mitered	Thru 12"	16"	
9(*)-803(X)-36	Not Mitered	Thru 36"	41"	

Branch Pivot Connectors

- Branch from existing cable tray runs at any point.
- Pivot to any required angle.
- UL Classified for grounding (bonding jumper not required).
- Furnished in pairs with hardware.
- (*) Insert **SS4** or **SS6**



Catalog No.	Height	
	in.	mm
9(*)-8244	4	101
9(*)-8245	5	127
9(*)-8246	6	152

● Green = Fastest shipped items ● Black = Normal lead-time items ● Red = Normally long lead-time items