

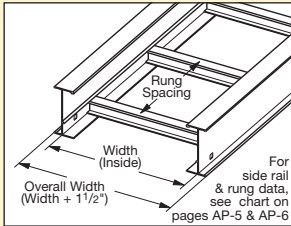
Series 2, 3, 4, & 5 Aluminum - Straight Sections

3" NEMA VE 1 Loading Depth
4" Side Rail Height

Straight Section Part Numbering

Prefix
Example: **24 A 09 - 24 - 144**

Series	Material	*Type	*Width	Length
● 24	● A = Aluminum	Ladder-	● 06 = 6"	● ① 144 = 12 ft. 24
● 34		● 06 = 6" rung spacing	● 09 = 9"	● ② 120 = 10 ft.
		● 09 = 9" rung spacing	● 12 = 12"	● ① 240 = 20 ft. 34
		● 12 = 12" rung spacing	● 18 = 18"	● ② 144 = 12 ft.
		Trough-	● 24 = 24"	
		6" thru 36" wide	● 30 = 30"	
		● VT = Vented Trough	● 36 = 36"	
		● ST = Non-Ventilated Trough		




① Primary Length.
② Secondary Length.

See page CTS-23 for explanation of lengths.

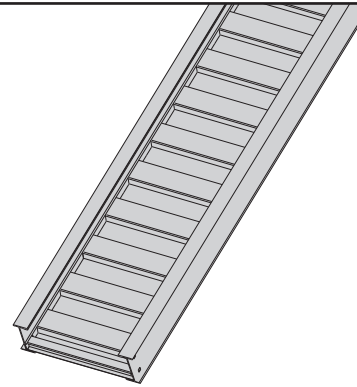
See page APP-1 for additional rung options. *Special sizes available.



Ladder Type
(Specify Rung Spacing)



Ventilated Trough



Non-Ventilated Trough

● Green = Fastest shipped items ● Black = Normal lead-time items ● Red = Normally long lead-time items