

**Presented By:** Candela Corporation  
**Contact Phone:** 800-922-9226  
**Contact E-mail:** sales@candelacor.com

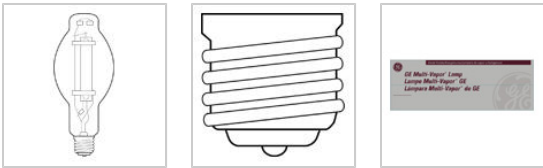
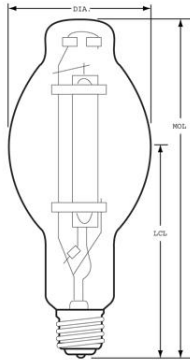
**Customer Name:**  
**Project Name:**  
**Fixture Type:**



**GE**  
**Lighting**

**10389 - MVR1000U/BT37/PA**

GE Multi-Vapor® PulseArc® Quartz Metal Halide BT37



**CAUTIONS & WARNINGS**

R- **WARNING:** This lamp can cause serious skin burn and eye inflammation from shortwave ultraviolet radiation if outer envelope of the lamp is broken or punctured, and the arc tube continues to operate. Do not use where people will remain for more than a few minutes unless adequate shielding or other safety precautions are used. Certain types of lamps that will automatically extinguish when the outer envelope is broken or punctured are commercially available. Visit the FDA website for more information: <http://www.fda.gov/cdrh/radhealth/products/urburns.html>

**Caution**

- Lamp may shatter and cause injury if broken
  - Dispose of lamp in a closed container.
  - Do not use excessive force when installing lamp.
  - Do not use lamp if outer glass is scratched or broken.

**Warning**

- Unexpected lamp rupture may cause injury, fire, or property damage
  - Do not exceed rated voltage.
  - Do not turn on lamp until fully installed.
  - Do not use beyond rated life.
  - Do not use lamp if outer glass is scratched or broken.
  - Do not use where directly exposed to water or outdoors without an enclosed fixture.
  - If used on a dimming system, see instructions.
  - Operate lamp only in specified position.
  - Turn lamp off at least once for 15 minutes per week.
  - Use in enclosed fixture rated for this product.
  - Use only properly rated ballast.
- A damaged lamp emits UV radiation which may cause eye/skin injury
  - Turn power off if glass bulb is broken. Remove and dispose of lamp.
- Risk of Burn
  - Allow lamp to cool before handling.
  - Do not turn on lamp until fully installed.
- Risk of Electric Shock
  - Do not use where directly exposed to water or outdoors without an enclosed fixture.
  - Turn power off before inspection, installation or removal.
- Risk of Fire
  - Keep combustible materials away from lamp.
  - Use in fixture rated for this product.

For additional information, visit [www.gelighting.com](http://www.gelighting.com)

**GENERAL CHARACTERISTICS**

|                            |  |
|----------------------------|--|
| Lamp Type                  | High Intensity Discharge - Quartz Metal Halide |
| Bulb                       | BT37   |
| Base                       | Mogul Screw (E39)                              |
| Bulb Finish                | Clear  |
| Rated Life (Vert)          | 12000.0 h                                      |
| Rated Life (NOM)           | 9000.0/12000.0 h                               |
| Rated Life (Hor)           | 9000.0 h                                       |
| Bulb Material              | Hard glass                                     |
| Lamp Enclosure Type (LET)  | Enclosed fixtures only                         |
| Base Temperature (MAX)     | 250.0 °C                                       |
| Bulb Temperature (MAX)     | 430.0 °C                                       |
| Mercury Content (NOM)      | 150.0 mg                                       |
| Picograms of Mercury (NOM) | 138.9 pg                                       |

**PHOTOMETRIC CHARACTERISTICS**

|                                       |                    |
|---------------------------------------|--------------------|
| Initial Lumens (Vert)                 | 115000.0           |
| Initial Lumens (NOM)                  | 115000.0 /105000.0 |
| Initial Lumens (Hor)                  | 105000.0           |
| Mean Lumens (Vert)                    | 90000.0            |
| Mean Lumens (Hor)                     | 82000.0            |
| Nominal Initial Lumens per Watt (NOM) | 105.0 /115.0       |
| Color Temperature (NOM)               | 3900.0 K           |
| Color Rendering Index (CRI) (NOM)     | 65.0               |

**ELECTRICAL CHARACTERISTICS**

|                               |                            |
|-------------------------------|----------------------------|
| Wattage (NOM)                 | 1000.0                     |
| Burn Position                 | Universal burning position |
| Warm Up Time to 90% (MIN)     | 2.0 min                    |
| Warm Up Time to 90% (MAX)     | 5.0 min                    |
| Hot Restart Time to 90% (MIN) | 10.0 min                   |
| Hot Restart Time to 90% (MAX) | 15.0 min                   |

**DIMENSIONS**

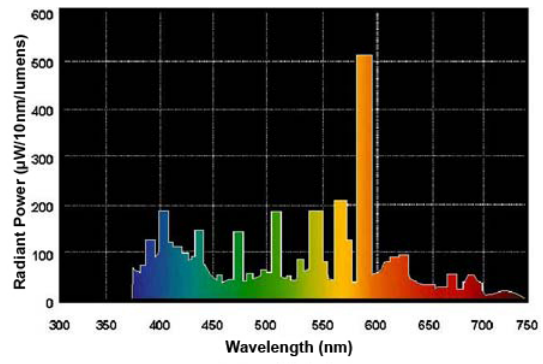
|                                    |                     |
|------------------------------------|---------------------|
| Maximum Overall Length (MOL) (NOM) | 11.500 in(292.1 mm) |
| Bulb Diameter (DIA) (MAX)          | 4.625 in(117.5 mm)  |
| Bulb Diameter (DIA) (NOM)          | 4.625 in(117.5 mm)  |
| Light Center Length (LCL) (NOM)    | 7.000 in(177.8 mm)  |

**PRODUCT INFORMATION**

|                                  |                  |
|----------------------------------|------------------|
| Product Code                     | 10389            |
| Description                      | MVR1000U/BT37/PA |
| ANSI Code                        | M141             |
| Standard Package                 | Case             |
| Standard Package GTIN            | 10043168103890   |
| Standard Package Quantity        | 6                |
| Sales Unit                       | Unit             |
| No Of Items Per Sales Unit       | 1                |
| No Of Items Per Standard Package | 6                |
| UPC                              | 043168103893     |

## GRAPHS & CHARTS

### Graphs\_Spectral Power Distribution



### NOTES

- When operated on a 120 hrs. cycle (minimum), lamp life rating may be extended by up to 50% based on engineering estimates.