

SORAA® PREMIUM LED MR16 2700K 12VAC



Narrow Flood and Flood



Spot



Soraa's PREMIUM series MR16 is the leader in next-generation LED lamps. Powered by Soraa's GaN on GaN™ technology, PREMIUM lamps are the first LED MR16s to match 50W halogen MR16 performance, and with their unique single source optics deliver the best beam definition and crisp shadows available in directional light sources.

PERFORMANCE

CBCP matches standard halogen lamps
Single light source
Single crisp shadow
Dimmable to 20%
Power Factor: 0.93
12V (10.8 min, 13.2 max)

COLOR

CCT: 2700K
CRI>80, R9>0
White point accuracy within 3 SDCM
Rich saturated color rendering
Excellent color stability

OPTIMIZED FORM

ANSI standard MR16 form factor:
1.96" (50mm) W x 1.86" (47.6mm) H
Compatible with standard fixtures
Weight: 40g
Proprietary fanless aluminum design provides superior thermal dissipation

HIGHLY COMPATIBLE

Works with magnetic and electronic transformers and dimmers (see complete list at www.soraa.com)
UL and CUL listed for use with 12VAC NEC Class 1 and Class 2 systems

LONG LIFE, LOW MAINTENANCE

Life of 35,000 hours
Three year warranty

ENERGY EFFICIENT

Saves over 75-80% of energy compared to standard halogen lamps
Typical payback of one year or less

INTENDED USE AND APPLICATIONS

LED retrofit lamp to replace 12VAC halogen MR16 lamps for use in recessed downlights, track lighting and other indoor applications

Not for use with glass lenses or fully sealed fixtures

Not for use in non-ventilated fixtures less than 3"L x 3"W x 3"H.

Not for use in Emergency Fixtures or Exit Signs

Operating Temperature: Minimum -40°C (ambient); Typical: 80-110°C (base); Maximum: 120°C (base)

Soraa lamps are designed to safely shut down due to conditions in any thermal environment not conducive to minimum airflow or proper ventilation

CERTIFICATIONS

UL, CUL for 12VAC NEC Class 1 and Class 2 systems, FCC 47 CFR Part 15 and Part 18 (EMI), RoHS, CE, C-tick

12VAC

GU-5.3

2700K

CRI >80



DIM

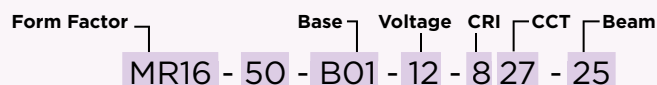


RoHS

SPECIFICATIONS*

Reference Number	Product Code	Beam	Field	CBCP	Watts	Halogen Equivalent
MR16-40-B01-12-827-14	00131	14°	27°	4000	10.4	40w
MR16-50-B01-12-827-20	00051	20°	38°	2680	12.2	50w
MR16-50-B01-12-827-25	00075	25°	42°	2320	12.2	50w
MR16-50-B01-12-827-36	00099	36°	60°	1200	12.2	50w

*at stable warm operating conditions (25°C ambient)

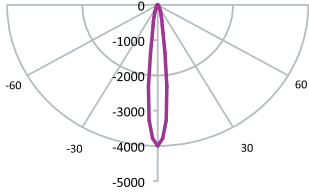
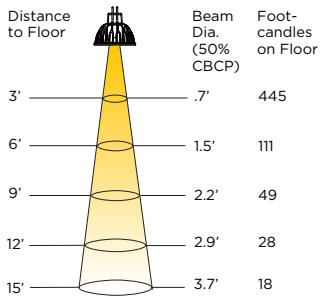


The diagram at left shows how to read the different components of the reference number. Base type B01 refers to the GU 5.3 base.

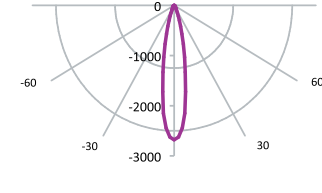
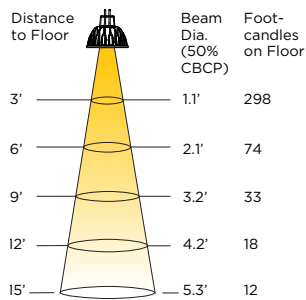
SORAA PREMIUM MR16 LED 2700K 12VAC

PHOTOMETRICS

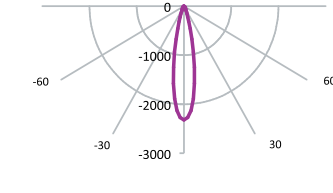
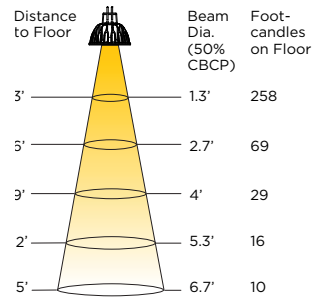
Spot - 14°



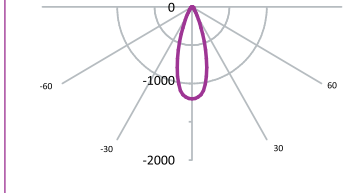
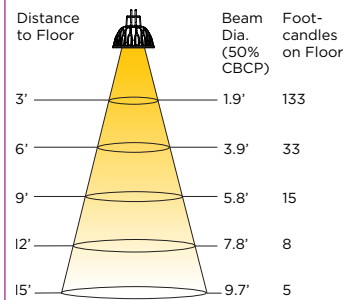
Narrow Flood -20°



Narrow Flood -25°

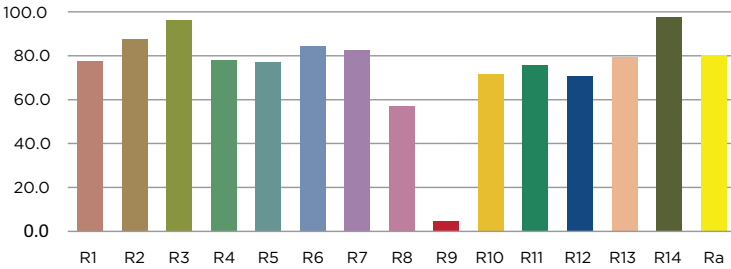


Flood -36° Degree

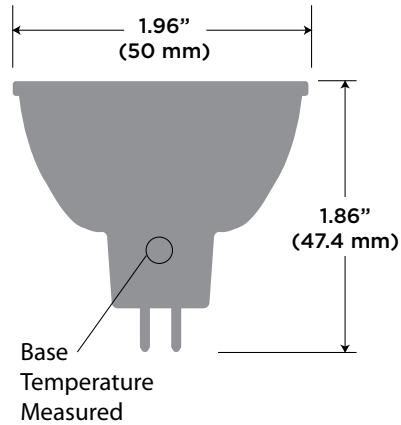


COLOR RENDERING

CRI- Relative R Values



DIMENSIONS



SAFETY NOTE ON HEAT

Soraa's unique LED technology allows its lamps to operate effectively and efficiently at higher temperatures than other LED lamps, resulting in more light output per diode. Although Soraa's lamps operate at cooler temperatures than halogen lamps, it is recommended that gloves be worn when handling bare lamps that have been energized.

TRANSFORMER/DIMMER COMPATIBILITY

Dimmable to 20% or lower, depending on dimmer. Complete transformer and dimmer compatibility information at www.soraa.com.

Information and specifications subject to change. Rev D 4.11.13 D-110122

Soraa Inc. 6500 Kaiser Drive, Fremont, CA 94555
855 GO-SORAA / 855 467-6722 www.soraa.com