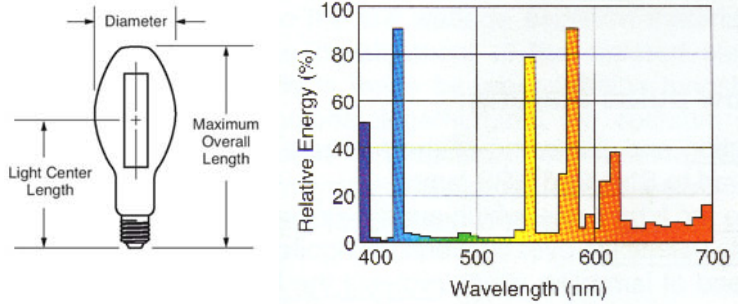


Self Ballasted Mercury Vapor 160WHSB/E24W

ANSI Code: B87

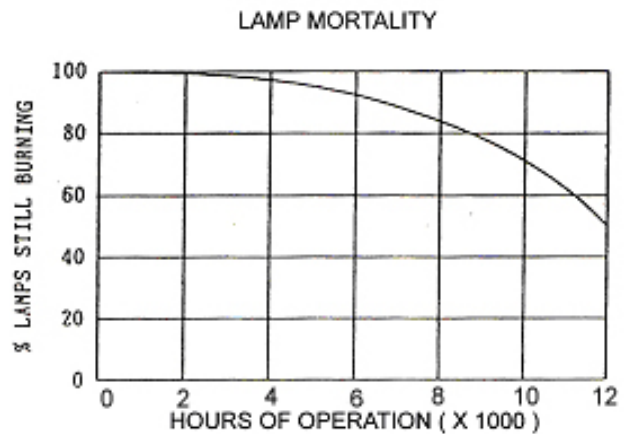
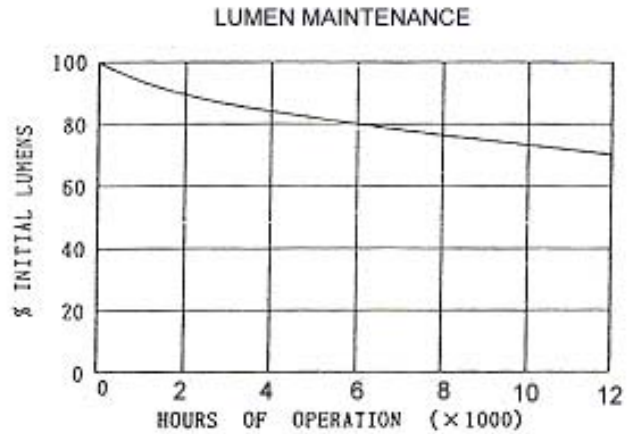
Features:	<ul style="list-style-type: none"> Ballast Not Required Screws Into Existing Incandescent Socket 	<ul style="list-style-type: none"> Improved Light Color Nickel Plated Base Long Life
------------------	--	---

PERFORMANCE DATA		
Initial lumens at rated watts after 100 hours operation	2550	lm
Mean lumens at 10 hours/start	1910	lm
Average life	12000	h
Warm up time (90% lumens)	4	min
Correlated color temperature	3200	K
Color rendering index	60	
Operating Position	ANY	
Time to hot re-start, maximum	15	min



ELECTRICAL CHARACTERISTICS		
Nominal lamp wattage	160	W
Nominal lamp voltage	120	V
Nominal starting lamp current	1.63	Arms
Nominal operating lamp current	1.36	Arms
Allowable Line Voltage Var.	+/- 5	%
Extinguishing Voltage	108	Vrms

PHYSICAL DESCRIPTION		
Maximum overall length	175 (6.89)	mm (in)
Light center length	118 (4.65)	mm (in)
Bulb diameter	75 (2.95)	mm (in)
Base to bulb eccentricity (max)	3	deg
Maximum base temperature	190 (374)	°C (°F)
Maximum bulb temperature	400 (752)	°C (°F)
Bulb designation	E24	
Bulb material	Borosilicate (Hard Glass)	
Arc tube material	Quartz	
Bulb finish	Phosphor coated	
Base designation	E26 Medium	



⚠WARNING

This lamp can cause serious skin burn and eye inflammation from short-wave ultraviolet radiation if outer envelope of the lamp is broken or punctured. Do not use where people will remain for more than a few minutes unless adequate shielding or other safety precautions are used. Lamps that will automatically extinguish when the outer envelope is broken or punctured are commercially available.

RISK OF ELECTRIC SHOCK

- Turn power off before inspection, installation or removal
- Protect lamp from direct contact with liquids to avoid breakage from thermal shock

RISK OF FIRE

- Keep combustible materials away from lamp during operation

UNEXPECTED LAMP RUPTURE MAY CAUSE INJURY, FIRE, OR PROPERTY DAMAGE

- Do not exceed rated voltage
- Do not use lamp if outer glass is scratched or broken.
- Do not use beyond rated life
- Do not turn on lamp until fully installed
- Use only with a fixture rated for this product
- Turn lamp off at least once a week for 15 minutes
- Electrically insulate any metal to glass support in fixture

⚠CAUTION

RISK OF BURN

- Allow lamp to cool before handling.

LAMP MAY SHATTER AND CAUSE INJURY

- Do not use excessive force when installing lamp
- Dispose of lamp in a closed container

LAMP OPERATING INSTRUCTIONS

This is a discharge lamp and requires some time to restart and come up to full brightness after a power interruption. If power supply dips or is interrupted, lamps may extinguish and not restart. Turn off power supply for 10-15 minutes and allow lamp to fully cool. Lamp will restart when power is restored.