


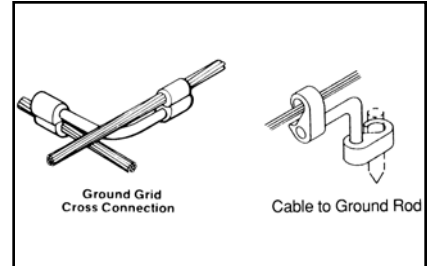
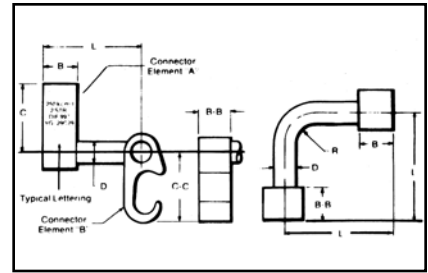
TYPE YGL-C

HYGRID™ CROSS CONNECTOR

An irreversible compression ground grid cross connector which allows adjustment of the compression elements prior to installation. Only six connectors and four dies are required to install all combinations from #6 solid through 500 kcmil. UL467 Listed. Acceptable for direct burial in earth and concrete. Prefilled with PENETROX™ compound and strip sealed.



IEEE-837



✓ UL96 Listed for Lightning Protection.



Catalog Number	B	BB	C	C-C	D	L	R
YGL2C2	0.75	0.75	1.09	1.09	0.31	2.50	0.31
YGL29C2			1.66	1.09	0.31		0.31
YGL29C29			1.66	1.66	0.50		0.50
YGL34C2			2.09	1.09	0.31		0.31
YGL34C29			2.09	1.66	0.50		0.50
YGL34C34	1.10	1.10	2.28	2.28	0.75		0.75

ORDERING INFORMATION

Catalog Number	Cable to Cable		Cable to Ground Rod		To Rebar
	Element "A"	Element "B"	Element "A"	Element "B"	Element "A"
YGL2C2	#6 Sol. (0.162) - #2 Str. (0.292) {59500} - {59500}	#6 Sol. (0.162) - #2 Str. (0.292) {59500} - {59500}	—	—	—
YGL29C2	#1 Str. (0.332) - 250 kcmil (0.575) {98500} - {131500}	#6 Sol. (0.162) - #2 Str. (0.292) {59500} - {59500}	1/2" - 5/8" Rod	#6 Sol. (0.162) - #2 Str. (0.292)	3/8" - 1/2"
YGL29C29	#2 Str. (0.292) - 250 kcmil (0.575) {65500} - {131500}	#2 Str. (0.292) - 250 kcmil (0.575) {65500} - {131500}	1/2" - 5/8" Rod	#2 Str. (0.292) - 250 kcmil (0.575)	#3 - 4 Rebar
YGL34C2	250 kcmil (0.575) - 500 kcmil (0.813)	#6 Sol. (0.162) - #2 Str. (0.292)	5/8" - 3/4" Rod	#6 Sol. (0.162) - #2 Str. (0.292)	5/8" - 3/4" #5 - 6 Rebar
YGL34C29		#2 Str. (0.292) - 250 kcmil (0.575)		#2 Str. (0.292) - 250 kcmil (0.575)	
YGL34C34		250 kcmil (0.575) - 500 kcmil (0.813)		250 kcmil (0.575) - 500 kcmil (0.813)	

Dimensions in brackets { } represent lightning protection conductors.

Catalog Number	Installation Tools, Die Set Catalog Number (Number of Crimps)							
	Y750/Y35/Y39 HYPRESS™		PAT750-18V		Y45 HYPRESS™		Y46 HYPRESS™	
	Element "A"	Element "B"	Element "A"	Element "B"	Element "A"	Element "B"	Element "A"	Element "B"
YGL2C2	U-O (1)	U-O (1)	U-O (1)	U-O (1)	U-O (1)	U-O (1)	U-O (1)	U-O (1)
YGL29C2	U997 (1)	U-O (1)	③ U997P (1)	U-O (1)	U997 (1)	U-O (1)	U997 (1)	U-O (1)
YGL29C29	U997 (1)	U997 (1)	③ U997P (1)	③ U997P (1)	U997 (1)	U997 (1)	U997 (1)	U997 (1)
YGL34C2*	-	-	PU998 (1)	U-O (1)	S998 or PU998 (1)	U-O (1)	P998 or PU998 (1)	U-O (1)
YGL34C29*	-	-	PU998 (1)	③ U997P (1)	S998 or PU998 (1)	U997 (1)	P998 or PU998 (1)	U997 (1)
YGL34C34*	-	-	U1011 (3)	U1011 (3)	S1011 (3)	S1011 (3)	P1011 (3)	P1011 (3)

- Where a "U" or "PU" die is recommended with Y45 HYPRESS™, a PT6515 adapter must be used.
- Where a "U" or "PU" die is recommended with the Y46 HYPRESS™, a PUADP-1 adapter must be used.
- ③ Polarized die for the PAT750-18V.

* These connectors can only be installed using the Y750, Y45, or Y46 HYPRESS™ with the recommended dies.

NOTES:

- Before crimping, both connector elements can be turned on rod diameter "D" to any desired position.
- Clean rust and/or protective coatings from rebar prior to installation.
- When attaching connector to ground rod, ground rod must be embossed with appropriate PRECRIMP™ die. For connections that must meet IEEE 837 requirements UPRECRIMP-type PRE crimp dies must be used for maximum clamping retention.

Ground Rod Dia.	PRECRIMP Dies	
1/2"	UPRECRIMP 12	U2CABT
5/8"	UPRECRIMP 58	
3/4"	UPRECRIMP 34	

Blue highlighted items are industry standard and most frequently ordered.

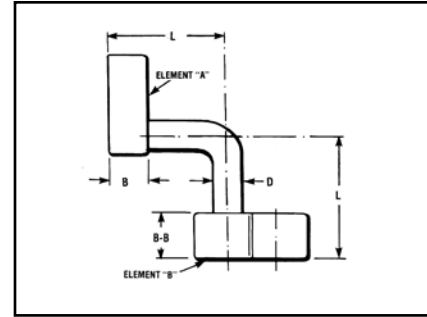
Grounding HYGROUND® Compression

BURNDY®

TYPE YGLR-C

GRIDLOK™

High Strength Irreversible
Compression Ground Rod to Grid
Connector



Ground grid connector for a wide range of copper cable to ground rod. Provides high torque strength on ground rod. UL467 Listed. Acceptable for direct burial in earth and concrete. Prefilled with PENETROX™ compound and strip sealed.

E-8



IEEE-837



Catalog Number	B	B-B	D	L	Commercial Copper Cable Range Element "A"	Metric Copper Cable Range Element "A"	CopperWeld Cable Range Element "A"	Ground Rod Dia Element "B"
YGLR29C12	0.75	0.88 [22.4]	0.31	2.53	#2 Str. (0.292 Dia.) - 250 kcmil (0.575 Dia.)	35mm ² (7.62mm Dia.) - 120 mm ² (14.40mm Dia.)	91.65 kcmil (0.343 Dia.) - 248.8 kcmil (0.572 Dia.)	1/2" [12.7]
YGLR34C12	0.75	0.88 [22.4]	0.31	2.53	250 kcmil (0.575 Dia.) - 500 kcmil (0.813 Dia.)	120 mm ² (14.40mm Dia.) - 240 mm ² (20.35mm Dia.)	248.8 kcmil (0.572 Dia.) - 498.8 kcmil (0.810 Dia.)	
YGLR29C58	0.75	0.88 [22.4]	0.31	2.53	#2 Str. (0.292 Dia.) - 250 kcmil (0.575 Dia.)	35mm ² (7.62mm Dia.) - 120 mm ² (14.40mm Dia.)	91.65 kcmil (0.343 Dia.) - 248.8 kcmil (0.572 Dia.)	5/8" [15.9]
YGLR34C58	0.75	0.88 [22.4]	0.31	2.53	250 kcmil (0.575 Dia.) - 500 kcmil (0.813 Dia.)	120 mm ² (14.40mm Dia.) - 240 mm ² (20.35mm Dia.)	248.8 kcmil (0.572 Dia.) - 498.8 kcmil (0.810 Dia.)	
YGLR29C34	0.75	0.88 [22.4]	0.50	2.63	#2 Str. (0.292 Dia.) - 250 kcmil (0.575 Dia.)	35mm ² (7.62mm Dia.) - 120 mm ² (14.40mm Dia.)	91.65 kcmil (0.343 Dia.) - 248.8 kcmil (0.572 Dia.)	3/4" [19.1]
YGLR34C34	0.75	0.88 [22.4]	0.50	2.63	250 kcmil (0.575 Dia.) - 500 kcmil (0.813 Dia.)	120 mm ² (14.40mm Dia.) - 240 mm ² (20.35mm Dia.)	248.8 kcmil (0.572 Dia.) - 498.8 kcmil (0.810 Dia.)	
YGLR29C100	0.75	0.88 [22.4]	0.50	2.63	#2 Str. (0.292 Dia.) - 250 kcmil (0.575 Dia.)	35mm ² (7.62mm Dia.) - 120 mm ² (14.40mm Dia.)	91.65 kcmil (0.343 Dia.) - 248.8 kcmil (0.572 Dia.)	1" [25.4]
YGLR34C100	0.75	0.88 [22.4]	0.50	2.63	250 kcmil (0.575 Dia.) - 500 kcmil (0.813 Dia.)	120 mm ² (14.40mm Dia.) - 240 mm ² (20.35mm Dia.)	248.8 kcmil (0.572 Dia.) - 498.8 kcmil (0.810 Dia.)	

Catalog Number	Installation Tools, Die Set Cat. No. (Number of Crimps)							
	Y35/Y39 HYPRESS™		Y750/PAT750		② Y45 HYPRESS™		③ Y46 HYPRESS™	
	Element "A"	Element "B"	Element "A"	Element "B"	Element "A"	Element "B"	Element "A"	Element "B"
YGLR29C12	U997 (1)	PU998 (1)	U997 (1)	U1011 (2) or PU998 (1)	U997 (1)	S1012 (2) or PU998 (1)	U997 (1)	P1011 (2) or PU998 (1)
YGLR34C12	—	—	U1011 or PU998 (1)	U1011 (2) or PU998 (1)	S998 or PU998 (1)	S1012 (2) or PU998 (1)	P998 or PU998 (1)	P1011 (2) or PU998 (1)
YGLR29C58	U997 (1)	PU998 (1)	U997 (1)	U1011 (2) or PU998 (1)	U997 (1)	S1012 (2) or PU998 (1)	U997 (1)	P1011 (2) or PU998 (1)
YGLR34C58	—	—	U1011 or PU998 (1)	U1011 (2) or PU998 (1)	S998 or PU998 (1)	S1012 (2) or PU998 (1)	P998 or PU998 (1)	P1011 (2) or PU998 (1)
YGLR29C34	U997 (1)	PU998 (1)	U997 (1)	U1011 (2) or PU998 (1)	U997 (1)	S1012 (2) or PU998 (1)	U997 (1)	P1011 (2) or PU998 (1)
YGLR34C34	—	—	U1011 (2) or PU998 (1)	U1011 (2) or PU998 (1)	U1011 (2) or PU998 (1)	S1012 (2) or PU998 (1)	U1011 (2) or PU998 (1)	P1011 (2) or PU998 (1)
YGLR29C100	—	—	U997 (1)	U1011 (2) or PU998 (1)	U997 (1)	S1012 (2) or PU998 (1)	U997 (1)	P1011 (2) or PU998 (1)
YGLR34C100	—	—	U1011 (2) or PU998 (1)	U1011 (2) or PU998 (1)	U1011 (2) or PU998 (1)	S1012 (2) or PU998 (1)	U1011 (2) or PU998 (1)	P1011 (2) or PU998 (1)

NOTES:

- ② Where a "U" or "PU" die is recommended with Y45 HYPRESS™, a PT6515 adapter is required
- ③ Where a "U" or "PU" die is recommended with Y46 HYPRESS™, a PUADP-1 adapter is required
- ④ Polarized die for the PAT750 series tool

- Before crimping, both connector elements can be turned on rod diameter "D" to any desired position.
- When attaching connector to ground rod, ground rod must be embossed with appropriate PRECRIMP die. For connectors that must meet IEEE 837 requirements, UPRECRIMP-type precrimp dies must be used for maximum clamping retention. No precrimp needed if using S1012, P1011 or U1011 die sets.

Ground Rod Dia.	PRECRIMP Dies	
1/2"	UPRECRIMP 12	U2CABT
5/8"	UPRECRIMP 58	
3/4"	UPRECRIMP 34	

Blue highlighted items are industry standard and most frequently ordered.

US: 1-800-346-4175


www.burndy.com

Canada: 1-800-387-6487

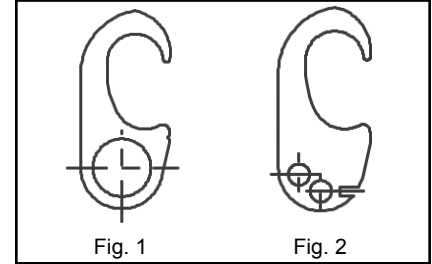
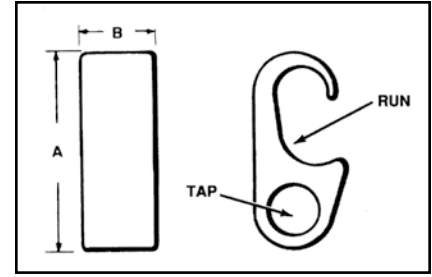
TYPE YGHP-C

HYTAP™

Irreversible compression ground tap figure 6 can be used as a tap connector or as a tap splice connector. Four die sets and eight connectors can accommodate a conductor range from #8 solid through 500 kcmil plus 1/2", 5/8" and 3/4" copper bonded ground rods. UL467 Listed. Acceptable for direct burial in earth and concrete. Prefilled with PENETROX™ compound and strip sealed.



✓ UL96 Listed for Lightning Protection.



E-9

Catalog Number	Fig. #	Accommodates		⑨ Cable to Rebar		B	Die Index	Installation Data				
		① Run	① Tap	Run	Tap			Y750/Y35/Y39	PAT750-18V	Y45 ②	Y46 ③	# of Crimps
YGHP2C2	1	#6 Sol. (0.162) {59500} - #2 Str. (0.292) {59500}	⑥ #6 Sol. (0.162) {59500} - #2 Str. (0.292) {59500}	—	—	0.75	O	UO	UO	UO	UO	1
YGHP2C6W6W ⑦	2	#6 Sol. (0.162) - #2 Str. (0.292)	#8 Sol. (0.128) - #6 Str. (0.184) Qty. 2	—	—							1
YGHP29C6W6W ⑦	2		#8 Sol. (0.128) - #6 Str. (0.184) Qty. 2	#3 Rebar 3/8 - 1/2 #4 Rebar	#8 Sol. - 6 Str.	2.31	997	U997	U997P ④	U997	U997	1
YGHP29C2	1	1/0 Str. (0.372) {98500} - 250 kcmil (0.575) {131500}	#4 Sol. (0.204) {#4 Sol.} - #2 Str. (0.292) {#2 Str.}	#3 Rebar 3/8 - 1/2 #4 Rebar	#2 Str.							1
YGHP29C26	1	1/2" - 5/8" Rod	1/0 Str. (0.372) {98500} - 2/0 Str. (0.419) {98500}	#3 Rebar 3/8 - 1/2 #4 Rebar	1/0 Str. - 2/0 Str.							1
YGHP29C29 ⑧	1		3/0 Str. (0.470) {131500} - 250 kcmil (0.575) {211500}	#3 Rebar 3/8 - 1/2 #4 Rebar	3/0 Str. - 250 kcmil							1
YGHP34C2 ⑤	1	250 kcmil (0.575) {250 kcmil} - 500 kcmil (0.813) {500 kcmil} 5/8" - 3/4" Rod	#4 Sol. (0.204) - #2 Str. (0.292)	#5 Rebar 5/8 - 3/4 #6 Rebar	—	998	PU998	PU998	PU998 or S998	PU998 or P998	1	
YGHP34C26 ⑤	1		1/0 Str. (0.372) {98500} - 2/0 Str. (0.419) {98500}	#5 Rebar 5/8 - 3/4 #6 Rebar	1/0 Str. - 2/0 Str.						1	
YGHP34C29 ⑤	1		3/0 Str. (0.470) {131500} - 250 kcmil (0.575) {211500}	#5 Rebar 5/8 - 3/4 #6 Rebar	3/0 Str. - 250 kcmil						1	
YGHP34C34 ⑤	1	250 kcmil (0.575) - 500 kcmil (0.813) 5/8" - 3/4" Rod	350 kcmil (0.681) - 500 kcmil (0.843)	#5 Rebar 5/8 - 3/4 #6 Rebar	350 kcmil - 500 kcmil	2.75	1011	U1011	U1011	S1011	P1011	3

NOTES:

- ① Dimensions in brackets { } represent lightning protection conductors.
- ② Where a "U" or "PU" die is recommended with Y45 HYPRESS™, a PT6515 adapter is required.
- ③ Where a "U" or "PU" die is recommended with Y46 HYPRESS™, a PUADP-1 adapter is required.
- ④ Polarized die for the PAT750 series tool.
- ⑤ These connectors can only be installed using the Y750, Y45 or Y46 series of HYPRESS™ tools; cannot be installed with the Y35 or Y39 series.
- ⑥ When using #6 Sol in tap, fold conductor double for improved fill.
- ⑦ Not UL96/CSA
- ⑧ When using 3/0 in tap, minimum run conductor must be 2/0 Str.
- ⑨ Clean rust and protective coatings from rebar prior to installation to provide proper ground connection. Precrimping is not required.

Ground Rod Dia.	PRECRIMP Dies	
1/2"	UPRECRIMP 12	U2CABT
5/8"	UPRECRIMP 58	
3/4"	UPRECRIMP 34	

For increased rotational resistance on ground rods, pre-crimp ground rod with U2CABT, UPRECRIMP dies may be used for even greater rotation and vibration resistance on ground rods.

Blue highlighted items are industry standard and most frequently ordered.

Grounding HYGROUND® Compression

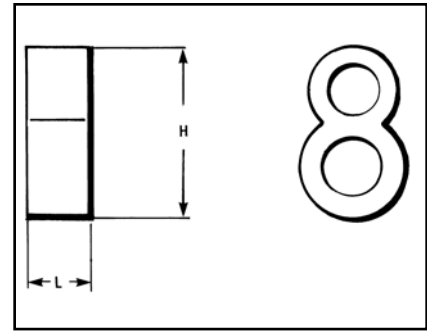
BURNDY®

TYPE YGHR-C

HYTAIL™

High Strength Irreversible
Compression Ground Rod Tap
Connectors

High torque strength ground rod connectors. Accommodates a wide range of copper conductors to ground rod. UL467 Listed. Acceptable for direct burial in earth or concrete. Prefilled with PENETROX™ compound and strip sealed.



E-14



IEEE-837



Catalog Number	H	L	Commercial Copper Cable Range	Nominal Ground Rod Dia.	Installation Tools, Die Set Catalog Number (# of Crimps)			
					PAT750/Y750/ ① Y35/Y39	Y45 ① HYPRESS™	Y46 ① HYPRESS™	
YGHR26C12	1.94	0.88	#2 Str. (0.29 Dia.) - 2/0 Str. (0.42 Dia.)	1/2" [12.70]	—	S1012 (2) ② PU998 (1)	P1011 (2) ③ PU998 (1)	
YGHR26C58	1.97			5/8" [15.90]				
YGHR26C34	2.19			3/4" [19.00]				
YGHR26C100 ④	2.55			1" [25.40]				
YGHR29C12	1.94		#4/0 Str. (0.53 Dia.) - 250 kcmil (0.58 Dia.)	1/2" [12.70]		U1011 (2) PU998 (1)		S1012 (2) ② PU998 (1)
YGHR29C58	2.14			5/8" [15.90]				
YGHR29C34	2.19			3/4" [19.00]				
YGHR29C100 ④	2.45			1" [25.40]				
YGHR34C58	2.14		300 kcmil (0.63 Dia.) - 500 kcmil (0.81 Dia.)	5/8" [15.90]		S1012 (2) ② PU998 (1)		S1011 (2)
YGHR34C34 ④	2.44			3/4" [19.00]				
YGHR34C100 ④	2.45	1" [25.40]						

- ① Ground rod must be pre-crimped with die U2CABT (index 348) when the PU998 dies are used in the Y750, PAT750, Y35, Y39, Y45, Y46 and PAT46 tools; pre-crimping is not required when the P1011, S1011, S1012 or U1011 dies are used; UPRECRIMP dies may be used for additional mechanical resistance on ground rods.
- ② Where a PU998 die is recommended with the Y45 HYPRESS™, a PT6515 adapter must be used.
- ③ Where a PU998 die is recommended with the Y46 HYPRESS™, a PUADP-1 adapter must be used.
- ④ These connectors cannot be installed with the Y35 or Y39 HYPRESS™.

NOTES:

The catalog numbers shown are for unplated copper connectors for use on copper clad or stainless steel ground rod. To order electro-tin plated connectors for use on galvanized steel ground rod add suffix "-TN" to the catalog number. The ground rod hole diameter is larger for galvanized steel ground rod in the tin plated connector.

Complete die catalog numbers do not always appear on the connector, sometimes it is the die index.

Blue highlighted items are industry standard and most frequently ordered.

US: 1-800-346-4175

www.burndy.com

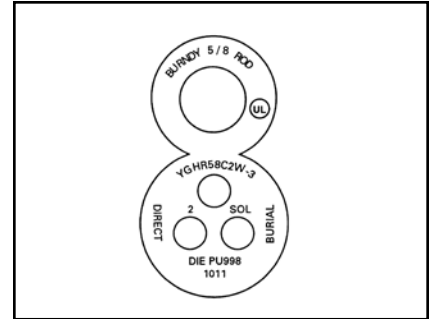
Canada: 1-800-387-6487

TYPE YGHR-C

HYTAIL™

**High Strength Irreversible
Compression Ground Rod Tap
Connectors**

Type YGHR-C irreversible compression grounding connector is engineered specifically for the Telecommunications Industry for (1, 2 or 3) #2 solid, tinned or bare conductor taps. UL467 Listed. Acceptable for direct burial in earth or concrete. BURNDY® has designed this connector to meet the stringent requirements of OSHA, the National Electric Code (NEC), UL, and the Telecommunications Industry. Performance and long life are this connector's basic design guidelines.




Features & Benefits

- Tap side 1, 2 or 3 conductors
 - ◇ One connector style can be used for many applications.
- Material is high conductivity wrought copper extrusion, identical material to the conductor
 - ◇ High-conductivity copper minimizes resistance and voltage drop. Eliminates the possibility of corrosion due to dissimilar metals.
- System engineered tooling
 - ◇ Each tooling recommendation has been designed to provide a reliable, dependable connection.
- The die index number is embossed on connector after completion of crimp

- ◇ Facilitates speedy inspection of installed connectors to ensure consistently reliable and dependable connections.
- Prefilled with PENETROX™ and individually sealed in clear polyethylene sheet
 - ◇ Ensures the electrical integrity of the finished connection by inhibiting moisture and contaminants from entering the contact area. Maintains long-term high-conductivity.
- UL 467 Listed. Acceptable for direct burial
 - ◇ May be used in direct burial or concrete embedded grounding applications. Provides quality assurance to recognized industry NEC standards from an independent party.

E-15



Catalog Number ⑤	Ground Rod Diameter ①	Tap Conductor ⑦	Installation Tools, Die Set Catalog Number (# of Crimps)		Die Index
			PAT750/Y750 ③ Y35④/Y39	Y46 ②	
YGHR58C2W-3	5/8"	#2 Sol Copper 1, 2, or 3 may be connected	PU998 (1) ⑥ U1011 (2)	PU998 (1) ⑥ U1011 (2) P998 (1) P1011 (2)	998/1011

① Contact BURNDY® for other ground rod diameters
 ② PU998 and U1011 die sets require PUADP-1 adapter for use in the Y46 HYPRESS™
 ③ The PAT750 and Y750 utilize PU dies and the U1011 die
 ④ The Y35 only uses PU998 die
 ⑤ To order electro-tin plated connector for use on galvanized steel ground rod add suffix "-TN" to the catalog number; The ground rod hole diameter is larger for galvanized steel ground rod in the tin plated connector
 ⑥ Ground rod must be precrimped with die U2CABT (Index 348) when PU998 die set is used in the Y35, Y750 or Y46 HYPRESS™ tools; for even greater mechanical resistance use UPRECRIMP58 dies
 ⑦ Tap positions may be left void when fewer than (3) conductors are used

Blue highlighted items are industry standard and most frequently ordered.

**UDIEKITCU,
UDIEKITCUW,
UDIEKITAL,
UDIEKITHYGRD**

BURNDY® U DIE KITS

The UDIEKITCU and UDIEKITAL die kit includes 15 sets of “U” dies, type U-RT and U-ART respectively, and the PT29291 die case. These stainless steel color coded dies are for crimping BURNDY® YA, YS, YA-A and YS-A type HYLUG™ color coded terminals and splices ranging from #6 AWG through 750 kcmil.

The UDIEKITCUW includes 9 sets of wide stainless steel, color coded “U” dies are for crimping BURNDY® long barrel YA type HYLUG™ and YS type HYLINK™ color coded terminals and splices ranging from #8 AWG through 4/0 AWG. The wide “U” dies require only one crimp compared to two crimps when using standard width dies on long barrel YA type terminals and YS type splices up to 4/0 AWG.

The UDIEKITHYGRD kit includes 8 die sets. Seven dies sets are used to install the BURNDY® HYGROUND® irreversible compression grounding connectors, and the U2CABT die set for pre-crimping 1/2", 5/8" and 3/4" ground rods for increased rotational resistance.

BURNDY® “U” dies are used in the Y35, Y39, Y750 series, PAT750-18V series, Y46 and PAT46-18V (with PUDAP-1 adapter) tools.



UDIEKITHYGRD Includes
Catalog Number
UC
UO
U997
PU998
U1011
U1104
U1105
U2CABT (Ground rod pre-crimp die)
PT29291 (Die case)

Wire Size	UDIEKITCU Includes	UDIEKITCUW Includes	UDIEKITAL Includes
#8 AWG	not in kit	U8CRTW	not in kit
#6 AWG	U5CRT	U5CRTW	U6CABT
#4 AWG	U4CRT	U4CRTW	U4CABT
#2 AWG	U2CRT	U2CRTW	U2CABT
#1 AWG	U1CRT-1	U1CRT-1W	U1CART
1/0 AWG	U25RT	U25RTW	U25ART
2/0 AWG	U26RT	U26RTW	U26ART
3/0 AWG	U27RT	U27RTW	U27ART
4/0 AWG	U28RT	U28RTW	U28ART
250 kcmil	U29RT	N/A	U29ART
300 kcmil	U30RT		U30ART
350 kcmil	U31RT		U31ART
400 kcmil	U32RT		U32ART
500 kcmil	U34RT		U34ART
600 kcmil	U36RT		U36ART
750 kcmil	U39RT		U39ART-2
Die Case	PT29291	PT29291	PT29291

N-7

PRESENT INSTALLATION TOOL INDEX (continued)

DIE		DIELESS TOOLS		INSTALLATION TOOLING USING DIES									
GROOVE		MECH.	HYD.	DIE INFORMATION		MECHANICAL		HYDRAULIC					
BURNDY	EEI	MR, MY	Y644	TYPE	COLOR	MD6	OUR840	Y35 ①	Y39	Y750 ①	Y45 ②	Y46 ③	Y60 Ser.
676				DIE SET				U676	U676	U676	U676	U676	
677				DIE SET				U677	U677	U677	U677	U677	L677
678				DIE SET				U678	U678	U678	U678	U678	
679				DIE SET				U679	U679	U679	U679	U679	
684				DIE SET									L684
687				DIE SET		W687	X-687						
690	1S			DIE SET		W690		U690	U690	U690	U690	U690	
691	2S			DIE SET		W691		U691	U691	U691	U691	U691	
692	4S			DIE SET		W692		U692	U692	U692	U692	U692	
693	6A			DIE SET		W693		U693	U693	U693	U693	U693	
694	10A			DIE SET		W694		U694	U694	U694	U694	U694	
702				DIE SET		W702							
705				DIE SET				U705	U705	U705	U705	U705	
717Ⓣ				DIE SET							S717	P717	L717/ L717W
718Ⓣ				DIE SET									L718
719Ⓣ				DIE SET							S719	P719	L719/ L719W
720Ⓣ				DIE SET							S720	P720	L720/ L720W
721Ⓣ				DIE SET									L721
722Ⓣ				DIE SET							S722	P722	L722/ L722W
723Ⓣ				DIE SET									L723
724Ⓣ				DIE SET							S724	P724	L724/ L724W
725Ⓣ				DIE SET							S725	P725	L725/ L725W
726Ⓣ				DIE SET									L726
727Ⓣ				DIE SET									L727/ L727W
728Ⓣ				DIE SET									L728/ L728W
729Ⓣ				DIE SET									L729/ L729W
735Ⓣ				DIE SET									L735/ L735W
740Ⓣ				DIE SET									L740
786				DIE SET				U786	U786	U786	U786	U786	
788				DIE SET				U788	U788	U788	U788	U788	
789				DIE SET									L789
936Ⓣ			1 CRIMP	DIE SET	YELLOW			U39ART-2	U39ART-2	U39ART-2	U39ART-2	U39ART-2	L39ART-2
997				DIE SET	ORANGE			U997	U997	U997	U997	U997	
998				DIE SET						PU998	S998	P998	
999				DIE SET							S999	P999	
1011				DIE SET						U1011	S1011	P1011	
1012				DIE SET							S1012		

① Cat. No. Y35P3 Adaptor is required to use "Y34PR" type indentors with "U" type nest dies in Y35 and Y750 series.

② Cat. No. PT6515 Adaptor is required to use "U" type dies in Y45 series.

③ Cat. No. PUADP-1 Adaptor is required to use "U" type dies in Y46 series.
Ⓣ Hexagonal crimp

ALPHA-NUMERIC INDEX BY CATALOG NUMBER (Continued)

Catalog Number	Page #	Catalog Number	Page #	Catalog Number	Page #	Catalog Number	Page #
NT1616	L-11	PAT600-18V	N-22	PATMDCUT48LLI	N-79	PT10074020	N-78, N-79
NT1714	L-11	PAT600C-18V	N-22	PATMDCUT48LNMH	N-79	PT10128	N-35, N-82, N-97
NT1715	L-11	PAT600C-LI	N-21	PATMDCUT60LLI	N-79	PT11018	N-97
NT1717	L-11	PAT600-LI	N-21	PATMDCUT60LNMH	N-79	PT208620	N-13, N-20, N-76
NT1816	L-11	PAT644-LI	N-16	PATMDCUT72LLI	N-79	PT29074-1	N-96, N-97
NT1817	L-11	PAT750CK-18V	N-15	PATMDCUT72LNMH	N-79	PT29091	N-97
NT1818	L-11	PAT750C-LI	N-13	PATMDCUTACSRKIT	N-78, N-79	PT29214-1	N-97
NT1919	L-11	PAT750CXT-18V	N-14	PATMDCUTLI	N-78	PT29279-2	N-27, N-37
NT2020	L-11	PAT750K-18V	N-15	PATMDCUTLIDC	N-78	PT29291	N-7, N-25, N-97
NT2121	L-11	PAT750K-LI	N-15	PATMDCUTSOMI	N-78, N-79	PT29360	N-27, N-37, N-97
NT2222	L-11	PAT750-LI	N-13	PENA1/2	F-4	PT2972	N-27
NYFT3434CCP	K-50	PAT750XT-18V	N-14	PENA13-4	F-4	PT29900-10	N-96
NYFT3434CCR	K-50	PAT81KFT-18V	N-18	PENA13-55GAL	F-4	PT29900-15	N-96
NYT2825	K-58	PAT81KFT-LI	N-17	PENA13-5GAL	F-4	PT29900-25	N-96
NYT2826	K-58	PATCHGLIDC	N-78, N-79	PENA13-8	F-4	PT29901-10	N-96
NYT2828	C-138, K-58	PATCHGR18V	N-10, N-20, N-79	PENA13CARTRIDGE	F-4	PT29901-15	N-96
NYT282C	K-58	PATCHGR250V	N-10, N-22, N-75	PENA13-GAL	F-4	PT29901-25	N-96
NYT2925	C-138, K-58	PATCHGRLI	N-11, N-78, N-79	PENA13-QT	F-4	PT29902-10	N-96
NYT2926	K-58	PATCHGR-LI	N-9, N-17, N-74	PENA-4	F-4	PT29902-15	N-96
NYT2928	K-58	PATCHGR-LIDC	N-15, N-21, N-74	PENA-55GAL	F-4	PT29902-25	N-96
NYT2929	C-138, K-58	PATCUT129ACSR-18V	N-73	PENA-5GAL	F-4	PT4583	N-60, N-61
NYT292C	K-58	PATCUT129-LI	N-72	PENACARTRIDGE	F-4	PT4925	N-66
NYT3125	K-58	PATCUT2156-18V	N-77	PENA-GAL	F-4	PT4931-1	N-66
NYT3126	K-58	PATCUT2156-18V250V	N-77	PENA-QT	F-4	PT4952-1	N-66
NYT3128	K-58	PATCUT2156-18VDC	N-77	PENE-4	F-4	PT6515	N-36
NYT3129	K-58	PATCUT2156-LI	N-76	PENE-55GAL	F-4	PT6545	N-36, N-97
NYT3131	K-58	PATCUT2156-LIDC	N-76	PENE-5GAL	F-4	PT6733	N-27, N-66
NYT3426	C-138, K-58	PATCUT2156-LILCB	N-76	PENE-8	F-4	PT6744	N-66
NYT3428	C-138, K-58	PATCUT245CUAL-18V	N-75	PENE-GAL	F-4	PT76	N-96
NYT3429	C-138, K-58	PATCUT245-LI	N-74	PENE-QT	F-4	PT8504	N-60
NYT3431	K-58	PATHCC1018V	N-71	PENHT1LB	F-4	PT91	N-96
NYT3434	C-138, K-58	PATHCC10ACSR18V	N-71	PENHT-4	F-4	PT93	N-97
NYT3926	K-58	PATHCC10C18V	N-71	PENHT-8	F-4	PT94	N-97
NYT3928	K-58	PATHCC10CACSR18V	N-71	PENHTGAL	F-4	PTV10	B-84
NYT3929	C-138, K-58	PATHCC10CUAL18V	N-71	PG1025X03D	B-71	PTV14	B-84
NYT3931	K-58	PATHCC10CGUY18V	N-71	PG121-1	N-53	PTV18	B-84
NYT3934	C-138, K-58	PATHCC10CSOL18V	N-71	PG125-1	N-53	PU998	N-7
NYT3939	K-58	PATHCC10CUAL18V	N-71	PG133-1	N-53	PUADP-1	N-9, N-11, N-35
NYT4426	K-58	PATHCC10GUY18V	N-71	PG1425X03D	B-71	Q10F11X02D	B-61
NYT4428	K-58	PATHCC10SOL18V	N-71	PG1825X03D	B-71	Q10F18X02D	B-61
NYT4429	C-138, K-58	PATJAWSCUT	N-23, N-78, N-79	PG-406-1	N-51	Q10F25X03B	B-61
NYT4431	C-138, K-58	PATJAWSMD6	N-23, N-78, N-79	PG-407-1	N-51	Q10F25X03D	B-61
NYT4434	C-138, K-58	PATJAWSMD6-6	N-23, N-78, N-79	PG-408-1	N-51	Q10M25X03D	B-60
NYT4439	K-58	PATJAWSMD6-8	N-24, N-78, N-79	PGHS1425X03D	B-71	Q14F11X02B	B-61
NYT4444	C-138, K-58	PATJAWSMD6K	N-23, N-78, N-79	PGHS1825X03D	B-71	Q14F11X02D	B-61
NYT4628	K-58	PATJMD6-K-14V	N-24	PGN1025X03B	B-73	Q14F18X02B	B-61
NYT4629	K-58	PATJMD6-K-LI	N-23	PGN1025X03D	B-73	Q14F18X02D	B-61
NYT4631	K-58	PATMD6-14V	N-24	PGN1425X03B	B-73	Q14F25X03B	B-61
NYT4634	K-58	PATMD6-6-14V	N-24	PGN1425X03D	B-73	Q14F25X03D	B-61
NYT4639	K-58	PATMD66JC	N-23, N-78, N-79	PGN1825X03B	B-73	Q14M18X02B	B-60
NYT4644	K-58	PATMD6-6-LI	N-23	PGN1825X03D	B-73	Q14M18X02D	B-60
NYT4646	C-138, K-58	PATMD66LICUTKIT1	N-23, N-78	PGP1025X03B	B-72	Q14M25X03B	B-60
OH25	N-60	PATMD66LIWCJ	N-23, N-78	PGP1025X03D	B-72	Q14M25X03D	B-60
OUR840	N-61	PATMD6-8-14V	N-24	PGP1425X03B	B-72	Q18F11X02D	B-61
OUR840-WC	N-61	PATMD6-8-LI	N-23	PGP1425X03D	B-72	Q18F18X02B	B-61
P15K	N-9, N-12, N-35	PATMD68LICUTKIT1	N-23, N-78	PGP1825X03B	B-72	Q18F18X02D	B-61
P8A	F-4	PATMD68LIWCJ	N-23, N-78	PGP1825X03D	B-72	Q18F25X03B	B-61
PAT46-18V	N-10	PATMD6JC	N-23, N-24, N-79	PT10024162	N-81	Q18F25X03D	B-61
PAT46C-18V	N-10	PATMD6KJC	N-23, N-78, N-79	PT10037384	N-72, N-74, N-83	Q18M11X02D	B-60
PAT46C-LI	N-9	PATMD6-LI	N-23	PT10037388	N-72, N-73, N-83	Q18M18X02B	B-60
PAT46-LI	N-9	PATMD6LICUTKIT1	N-23, N-78	PT10038657	N-75, N-84	Q18M18X02D	B-60
PAT46LW-18V	N-11, N-12	PATMD6LIWCJ	N-23, N-78	PT10040663	N-75, N-84	Q18M25X03B	B-60
PAT46LW-LI	N-11, N-12	PATMDCUT14V	N-78	PT10043890	N-83	Q18M25X03D	B-60
PAT4PC834-18V	N-20	PATMDCUT14V250V	N-78	PT10044980	N-75	Q2A1C-2	A-16
PAT4PC834-LI	N-19	PATMDCUT14VDC	N-78	PT10054094	N-84	Q2A26-2N	A-16