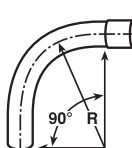
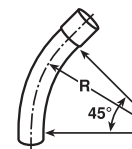
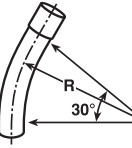


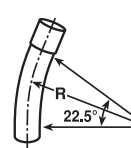
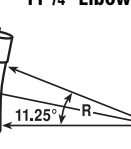
Rigid Nonmetallic Conduit – Schedule 40 Elbows

Schedule 40 Elbows Standard Radius

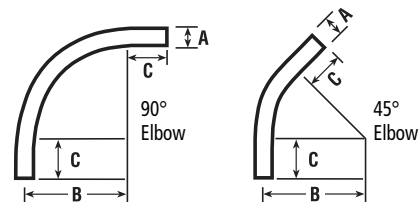
Available in plain and integral belled end for use with nonmetallic solvent weld fittings.



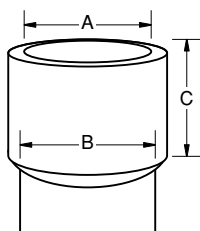
Item	Plain End Part No.	Belled End Part No.	Size	Plain End Std. Ctn. Qty.	Belled End Std. Ctn. Qty.	
90° Elbow 	UA9AD	UA9ADB	1/2"	50	50	
	UA9ADR-CAR	UA9ADB	1/2"	25	50	
	UA9AE	UA9AEB	3/4"	25	25	
	UA9AFR-CTN	UA9AFB-CTN	1"	25	25	
	UA9AG	UA9AGB	1 1/4"	20	20	
	UA9AH	UA9AHB	1 1/2"	25	25	
	UA9AJ	UA9AJB	2"	20	20	
	UA9AJ-CAR	UA9AJB	2"	5	20	
	UA9AK-CAR	UA9AKB-CAR	2 1/2"	10	10	
	UA9AL	UA9ALB-CAR	3"	1	5	
	UA9AM	UA9AMB	3 1/2"	1	20	
	UA9AN	UA9ANB	4"	1	1	
	UA9AP	UA9APB	5"	1	1	
	UA9AR	UA9ARB	6"	1	1	
	45° Elbow 	UA7AD	UA7ADB	1/2"	50	50
		UA7AE	UA7AEB	3/4"	25	25
		UA7AER-CAR	UA7AEB	3/4"	15	25
UA7AF		UA7AFB	1"	20	20	
UA7AF-CAR		UA7AFB	1"	15	20	
UA7AG		UA7AGB	1 1/4"	20	20	
UA7AH		UA7AHB	1 1/2"	20	20	
UA7AJ		UA7AJB	2"	20	20	
UA7AJ-CAR		UA7AJB-CAR	2"	4	4	
UA7AK		UA7AKB	2 1/2"	20	20	
UA7AK-CAR		UA7AKB-CAR	2 1/2"	5	5	
UA7AL-CAR		UA7ALB	3"	5	25	
UA7AL-CAR		UA7ALB-CAR	3"	5	10	
UA7AM		UA7AMB	3 1/2"	1	20	
UA7AN		UA7ANB	4"	1	20	
UA7AP		UA7APB	5"	1	1	
UA7AR		UA7ARB	6"	1	1	
30° Elbow 	UA6AD	UA6ADB	1/2"	50	50	
	UA6AE	UA6AEB	3/4"	25	25	
	UA6AF	UA6AFB	1"	25	1	
	UA6AG	UA6AGB	1 1/4"	20	20	
	UA6AH	UA6AHB	1 1/2"	25	1	
	UA6AJ	UA6AJB	2"	20	20	
	UA6AK	UA6AKB	2 1/2"	10	20	
	UA6AL	UA6ALB	3"	1	1	
	UA6AM	UA6AMB	3 1/2"	1	1	
	UA6AN	UA6ANB	4"	1	1	
	UA6AP	UA6APB	5"	1	1	
	UA6AR	UA6ARB	6"	1	1	

Item	Plain End Part No.	Belled End Part No.	Size	Plain End Std. Ctn. Qty.	Belled End Std. Ctn. Qty.
22 1/2° Elbow 	UA5AD	-	1/2"	1	-
	UA5AE	-	3/4"	1	-
	UA5AF	-	1"	1	-
	UA5AG	-	1 1/4"	1	-
	UA5AH	-	1 1/2"	1	-
	UA5AJ	UA5AJB	2"	25	1
	UA5AK	-	2 1/2"	20	-
	UA5AL	UA5ALB	3"	5	1
	UA5AM	-	3 1/2"	1	-
	UA5AN	UA5ANB	4"	1	1
11 1/4° Elbow 	UA3AD	-	1/2"	1	-
	UA3AE	-	3/4"	1	-
	UA3AF	-	1"	1	-
	UA3AG	-	1 1/4"	1	-
	UA3AH	-	1 1/2"	1	-
	UA3AJ	-	2"	1	-
	UA3AK	-	2 1/2"	1	-
	UA3AL	-	3"	1	-
	UA3AM	-	3 1/2"	1	-
	UA3AN	UA3ANB	4"	1	1
UA3AP	-	5"	1	-	
UA3AR	-	6"	1	-	

Standard Radius Elbow Dimensions



Integral Belled End Dimensions



Trade Size	A		B		C	
	At Entrance Max.	Min.	At Bottom Max.	Min.	Socket Depth Max.	Min.
1/2"	.860	0.844	0.844	0.828	1.500	0.652
3/4"	1.074	1.054	1.056	1.036	1.500	0.719
1"	1.340	1.320	1.320	1.300	1.875	0.875
1 1/4"	1.689	1.665	1.667	1.643	2.000	0.938
1 1/2"	1.930	1.906	1.906	1.882	2.000	1.062
2"	2.405	2.381	2.381	2.357	2.000	1.125
2 1/2"	2.905	2.875	2.883	2.853	3.000	1.469
3"	3.530	3.500	3.507	3.477	3.125	1.594
3 1/2"	4.065	3.965	4.007	3.977	3.250	1.687
4"	4.565	4.465	4.506	4.476	3.375	1.750
5"	5.643	5.543	5.583	5.523	3.625	1.937
6"	6.708	6.608	6.644	6.584	3.750	2.125

Size	A	B Min. (Radius)	C Min.
1/2"	.840	4"	1 1/2"
3/4"	1.050	4 1/2"	1 1/2"
1"	1.315	5 3/4"	1 7/8"
1 1/4"	1.660	7 1/4"	2"
1 1/2"	1.900	8 1/4"	2"
2"	2.375	9 1/2"	2"
2 1/2"	2.875	10 1/2"	3"
3"	3.500	13"	3 1/8"
3 1/2"	4.000	15"	3 1/4"
4"	4.500	16"	3 3/8"
5"	5.563	24"	3 5/8"
6"	6.625	30"	3 3/4"

Rigid Nonmetallic Conduit – Schedule 40 Elbows

Schedule 40 Elbows Special Radius

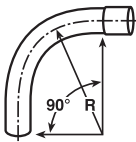
*Consult factory for additional sizes/configurations

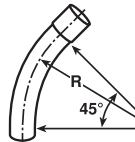


ETL Listed to UL 651 in compliance to the NEC



LISTED E35297

Segment	Plain End Part No.	Belled End Part No.	Nom. Diam.	Radius (in.)	Plain End Std. Ctn. Qty.	Belled End Std. Ctn. Qty.
90° Elbow 	UA9CF	UA9CFB	1"	18"	1	1
	UA9DF	UA9DFB	1"	24"	1	1
	UA9EF	UA9EFB	1"	30"	1	1
	UA9FF	-	1"	36"	1	-
	UA9HF	-	1"	48"	1	-
	UA9CG	UA9CGB	1 1/4"	18"	1	1
	UA9DG	UA9DGB	1 1/4"	24"	1	1
	UA9EG	UA9EGB	1 1/4"	30"	1	1
	UA9FG	UA9FGB	1 1/4"	36"	1	1
	UA9HG	-	1 1/4"	48"	1	-
	UA9CH	UA9CHB	1 1/2"	18"	1	1
	UA9DH	UA9DHB	1 1/2"	24"	1	1
	UA9EH	UA9EHB	1 1/2"	30"	1	1
	UA9FH	UA9FHB	1 1/2"	36"	1	1
	UA9HH	-	1 1/2"	48"	1	-
	UA9CJ	UA9CJB	2"	18"	1	1
	UA9DJ	UA9DJB-UPC	2"	24"	1	1
	UA9EJ	UA9EJB	2"	30"	1	1
	UA9FJ-UPC	UA9FJB	2"	36"	1	1
	UA9HJ	UA9HJB	2"	48"	1	1
	UA9JJ	-	2"	72"	1	-
	UA9CK	UA9CKB	2 1/2"	18"	1	1
	UA9DK	UA9DKB-UPC	2 1/2"	24"	1	1
	UA9EK	UA9EKB	2 1/2"	30"	1	1
	UA9FK-UPC	UA9FKB	2 1/2"	36"	1	1
	UA9HK	UA9HKB	2 1/2"	48"	1	1
	UA9CL	UA9CLB	3"	18"	1	1
	UA9DL	UA9DLB-UPC	3"	24"	1	1
	UA9EL	UA9ELB	3"	30"	1	1
	UA9FL	UA9FLB	3"	36"	1	1
	UA9HL	UA9HLB	3"	48"	1	1
	UA9IL	-	3"	60"	1	-
	UA9DM	UA9DMB	3 1/2"	24"	1	1
	UA9EM	UA9EMB	3 1/2"	30"	1	1
	UA9FM	UA9FMB	3 1/2"	36"	1	1
	UA9HM	UA9HMB	3 1/2"	48"	1	1
	-	UA9CNB	4"	18"	-	1
	UA9DN	UA9DNB	4"	24"	1	1
	UA9EN	UA9ENB	4"	30"	1	1
	UA9FN	UA9FNB	4"	36"	1	1
	UA9HN	UA9HNB	4"	48"	1	1
	UA9IN	UA9INB	4"	60"	1	1
UA9JN	-	4"	72"	1	1	
UA9EP	UA9EPB	5"	30"	1	1	
UA9FP	UA9FPB	5"	36"	1	1	
UA9HP	UA9HPB	5"	48"	1	1	
UA9IP	UA9IPB	5"	60"	1	1	
UA9FR	UA9FRB	6"	36"	1	1	
UA9HR	UA9HRB	6"	48"	1	1	
UA9IR	UA9IRB	6"	60"	1	1	
-	UA9TRB	6"	180"	-	1	
UA9HT	-	8"	48"	1	1	

Segment	Plain End Part No.	Belled End Part No.	Nom. Diam.	Radius (in.)	Plain End Std. Ctn. Qty.	Belled End Std. Ctn. Qty.
45° Elbow 	UA7CF	-	1"	18"	1	-
	UA7DF	-	1"	24"	1	-
	UA7EF	-	1"	30"	1	-
	UA7FF	-	1"	36"	1	-
	UA7HF	-	1"	48"	1	-
	UA7CG	-	1 1/4"	18"	1	-
	UA7DG	-	1 1/4"	24"	1	-
	UA7EG	-	1 1/4"	30"	1	-
	UA7FG	-	1 1/4"	36"	1	-
	UA7HG	-	1 1/4"	48"	1	-
	UA7CH	-	1 1/2"	18"	1	-
	UA7DH	-	1 1/2"	24"	1	-
	UA7EH	-	1 1/2"	30"	1	-
	UA7FH	UA7FHB	1 1/2"	36"	1	1
	UA7HH	-	1 1/2"	48"	1	-
	-	UA7BJB	2"	12"	-	1
	UA7CJ	UA7CJB	2"	18"	1	1
	UA7DJ	UA7DJB	2"	24"	1	1
	UA7EJ	UA7EJB	2"	30"	1	1
	UA7FJ	UA7FJB	2"	36"	1	1
	UA7HJ	UA7HJB	2"	48"	1	1
	UA7SJ	-	2"	150"	1	-
	UA7CK	-	2 1/2"	18"	1	-
	UA7DK	UA7DKB	2 1/2"	24"	1	1
	UA7EK	-	2 1/2"	30"	1	-
	UA7FK	UA7FKB	2 1/2"	36"	1	1
	UA7HK	-	2 1/2"	48"	1	-
	UA7CL	UA7CLB	3"	18"	1	1
	UA7DL	UA7DLB	3"	24"	1	1
	UA7EL	UA7ELB	3"	30"	1	1
	UA7FL	UA7FLB	3"	36"	1	1
	-	UA7HLB	3"	48"	-	1
	UA7DM	-	3 1/2"	24"	1	-
	UA7EM	-	3 1/2"	30"	1	-
	UA7FM	-	3 1/2"	36"	1	-
	UA7DN	UA7DNB	4"	24"	1	1
	UA7EN	UA7ENB	4"	30"	1	1
	UA7FN	UA7FNB	4"	36"	1	1
	UA7HN	UA7HNB	4"	48"	1	1
	-	UA7NNB	4"	120"	-	1
	UA7SN	UA7SNB	4"	150"	1	-
	UA7EP	UA7EPB	5"	30"	1	1
UA7FP	UA7FPB	5"	36"	1	1	
UA7HP	UA7HPB	5"	48"	1	1	
-	UA7IPB	5"	60"	-	1	
-	UA7NPB	5"	120"	-	1	
-	UA7SPB	5"	150"	-	1	
UA7FR	UA7FRB	6"	36"	1	1	
UA7HR	UA7HRB	6"	48"	1	1	
UA7FT	-	8"	36"	1	-	
UA7HT	-	8"	48"	1	-	