



CATALOG NUMBER:	
JOB NAME:	
CUSTOMER NAME:	
NOTES:	TYPE:
	DATE:

FEATURES AND SPECIFICATIONS

WALL LIGHTING
WLM13 SERIES
13" DIE CAST WALL LIGHT

Wattages:

- Pulse Start: 70w - 150w ⓔ
- High Pressure Sodium: 70w - 150w
- Fluorescent: 52w - 84w

Construction:

- Die Cast Aluminum Housing
- Threaded Apertures for Conduit & Photo Control
- Face Frame Opens to the Side
- Emergency Battery Backup Available

Optics:

- Borosilicate Glass Lens

Electrical:

- UL Listed for Wet Locations

Specifications:

- Overall height: 9.02" (22.91 cm)
- Width: 14.2" (36.06 cm)
- Weight: 18 lbs / 8.16 kg.

Warranty:

Atlas Lighting Products provides a 3 year limited warranty for this product. A full warranty can be found at www.alpinc.com

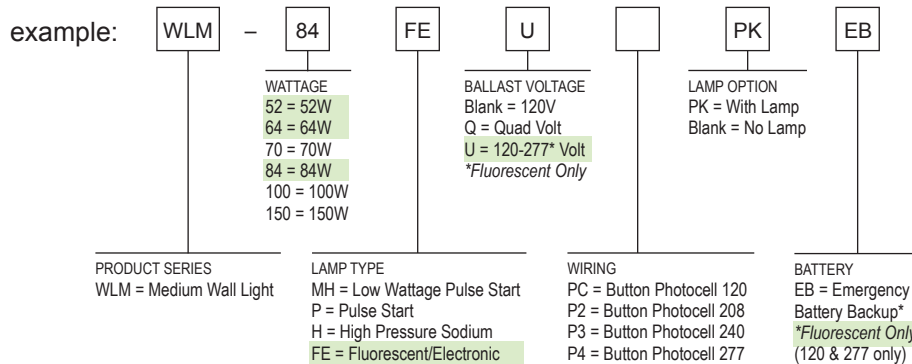


ACCESSORIES

- 280-019-1 Wireguard for WLM
- 280-022-1 Polycarbonate Guard for WLM
- 320-013 Full Cut-Off Shield for WLM-Bronze
- 210-007 WLM Face Frame Assembly-Bronze
- 230-002 Button 120V Photo Control
- 230-008 Button 208-277V Photo Control

ORDERING INFORMATION

Order accessories as separate catalog numbers (shipped separately).



Actual performance can vary depending on operating conditions. Specifications are subject to change without notice.

ATLAS LIGHTING PRODUCTS, INC.

PO BOX 2348 | BURLINGTON, NC 27216
 800-849-8485 | FAX: 336-227-0110 | www.atlaslightingproducts.com

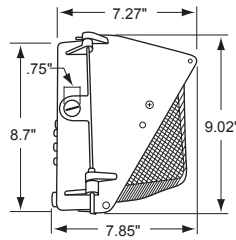
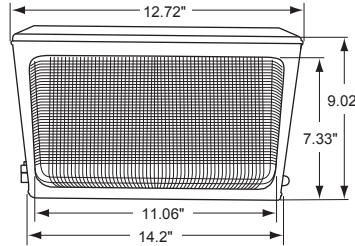
DIMENSIONS

Specifications:

Overall height:
 9.02" (22.91 cm)

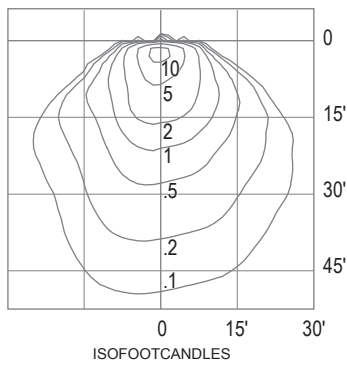
Width:
 14.2" (36.06 cm)

Weight:
 18 lbs. / 8.16 kg.

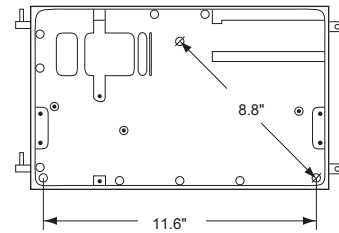


PHOTOMETRICS

150W PS @ 15' Mounting Height



MOUNTING DETAILS



Actual performance can vary depending on operating conditions. Specifications are subject to change without notice.