

240° Motion Light with Lamp Covers

MLGC

SERIES

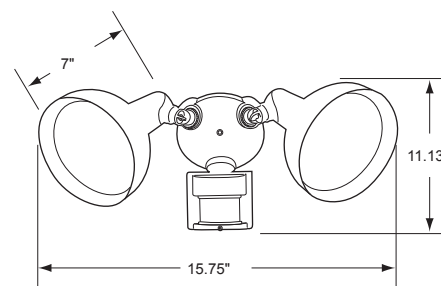
- Die Cast Metal Fixture
- No Tool Adjustment
- Pre-wired & Pre-assembled
- Manual Override
- Auto Reset
- LED Indicator
- UL Listed for Wet Locations
- Adjustable Settings
- 500w Incandescent Switching Capacity
- Lamps Not Included

Daylight™ Features:

- Lights Come on at Dusk in Accent Mode and are Activated to 100% Intensity When Motion is Detected
- 4 Dim Mode Settings - Off, 3 hrs, 6 hrs, All Night
- 50% Power Consumption and Light Output When No Activity
- 3 Time Settings - 3 min, 5 min, or 15 min



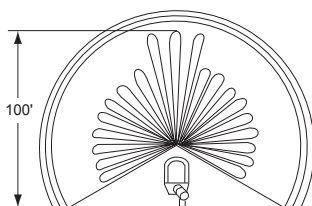
Dimensions



quick SHIP Products

CATALOG #	DESCRIPTION	VOLTS
MLGC240B	240° Detector, Metal w/ Covers - Bronze	120
MLGC240W	240° Detector, Metal w/ Covers - White	120

Directional Area



Extra Wide Angle - 240°
21,000 Square Feet of Coverage

180° Motion Sensor

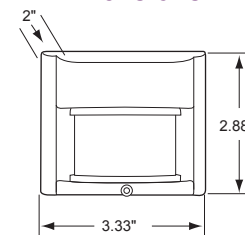
MLGS

SERIES

- Manual Override
- LED Indicator
- UL Listed for Wet Locations
- Adjustable Settings
- 500w Incandescent Switching Capacity
- Installs to One or More Lights



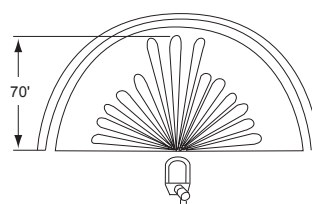
Dimensions



quick SHIP Products

CATALOG #	DESCRIPTION	VOLTS
MLGS180B	180° Sensor, Metal - Bronze	120
MLGS180W	180° Sensor, Metal - White	120

Directional Area



Wide Angle - 180°
7,600 Square Feet of Coverage

