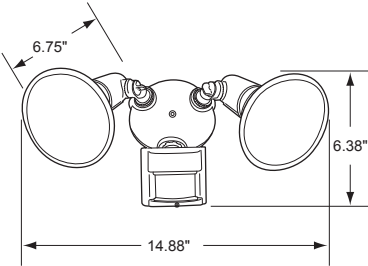


MLG 180° Motion Light

SERIES



Dimensions



- Die Cast Metal Fixture
- No Tool Adjustment
- Pre-wired & Pre-assembled
- Manual Override
- Auto Reset
- LED Indicator
- UL Listed for Wet Locations
- Adjustable Settings
- 500w Incandescent Switching Capacity
- Lamps Not Included



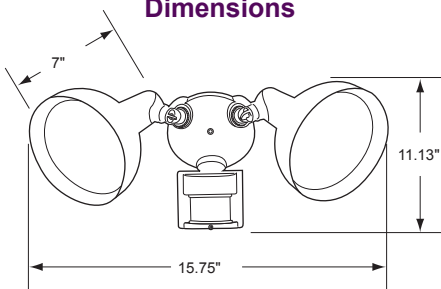
CATALOG #	DESCRIPTION	VOLTS
MLG180B	180° Detector, Metal - Bronze	120
MLG180W	180° Detector, Metal - White	120

MLGC 180° Motion Light with Lamp Covers

SERIES



Dimensions

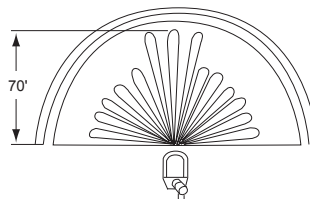


- Die Cast Metal Fixture
- No Tool Adjustment
- Pre-wired & Pre-assembled
- Manual Override
- Auto Reset
- LED Indicator
- UL Listed for Wet Locations
- Adjustable Settings
- 500w Incandescent Switching Capacity
- Lamps Not Included



CATALOG #	DESCRIPTION	VOLTS
MLGC180B	180° Detector, Metal w/ Covers - Bronze	120
MLGC180W	180° Detector, Metal w/ Covers - White	120

Directional Area



Wide Angle - 180°
7,600 Square Feet of Coverage

