



CATALOG NUMBER:	
JOB NAME:	
CUSTOMER NAME:	
NOTES:	TYPE:
	DATE:

FEATURES AND SPECIFICATIONS

FLOOD LIGHTING
FLM9 SERIES
9" FLOOD LIGHT WITH KNUCKLE



Wattages:
Pulse Start: 70w - 150w
High Pressure Sodium: 70w - 150w
Fluorescent: 52w - 84w

Construction:
Die Cast Aluminum Housing
Hinged Face Frame

Optics:
Tempered Glass Lens

Electrical:
UL Listed for Wet Locations

Mounting:
UL Listed for Ground Mounting
½" Heavy Duty Knuckle

Specifications:
Overall height: 10.19" (25.88 cm)
Width: 9.04" (22.95 cm)
Weight: 17 lbs / 7.71 kg.
Luminaire Lumens: 2311

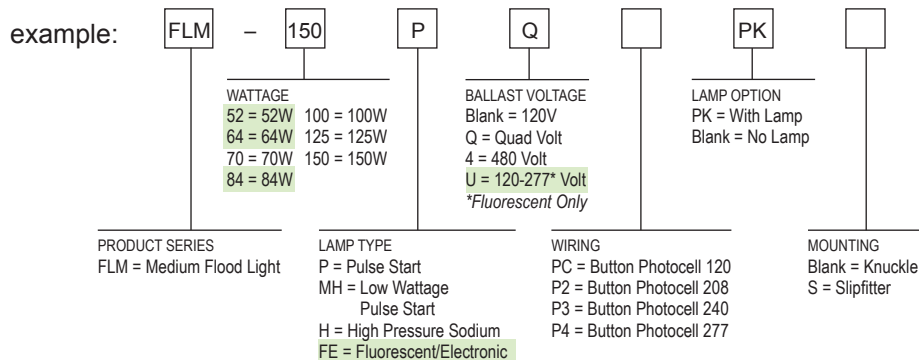


ACCESSORIES

- 210-004** FLM Face Frame Assembly - Bronze
- 320-020** Glare Shield for FLM - Bronze
- 320-021** Wireguard for FLM

ORDERING INFORMATION

Choose the boldface catalog nomenclature that best suits your needs and write it on the appropriate line. Order accessories as separate catalog numbers (shipped separately).



Actual performance can vary depending on operating conditions. Specifications are subject to change without notice.

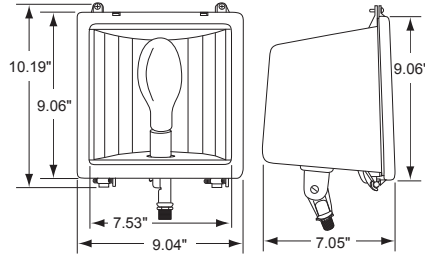
DIMENSIONS

Specifications:

Overall height:
 10.19" (25.88 cm)

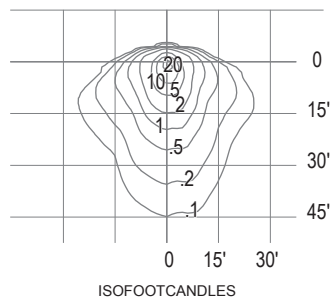
Width:
 9.038" (22.95 cm)

Weight:
 17 lbs / 7.71 kg.

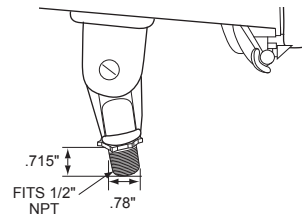


PHOTOMETRICS

150W PS @ 15' Mounting Height



MOUNTING DETAILS



Actual performance can vary depending on operating conditions. Specifications are subject to change without notice.