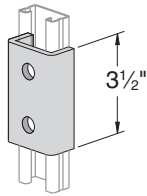


Metal Channel
Fasteners
Fittings
Pipe & Conduit Clamps
Pipe Hangers
Electrical
Concrete Inserts
Solar Components
Unipier®
Jr. Channel
Power-Angle
Fiberglass
Tech. Data

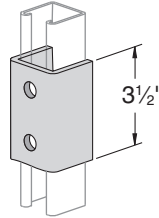
PS 644 – Two-Hole Splice Clevis



Use With: PS 500, PS 520 and PS 560

Weight/100 pcs: 85 lbs.

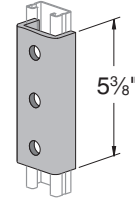
PS 631 – Two-Hole Splice Clevis



Use With: PS 200, PS 210

Weight/100 pcs: 128 lbs.

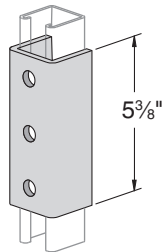
PS 645 – Three-Hole Splice Clevis



Use With: PS 500, PS 520 and PS 560

Weight/100 pcs: 130 lbs.

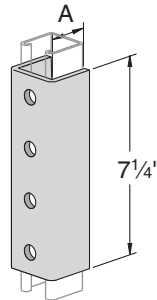
PS 629 – Three-Hole Splice Clevis



Use With: PS 200 and PS 210

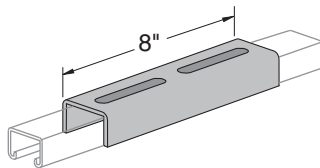
Weight/100 pcs: 197 lbs.

PS 616, PS 646 – Four-Hole Splice Clevis



Part No.	A	For Use With	Wt./100 pcs
PS 616	1 1/16"	PS 200, PS 210	265
PS 646	1 3/16"	PS 500, PS 560	176
PS 616-100	3 3/16"	PS 100	390
PS 616-150	2 3/8"	PS 150	390

PS 804 – Slotted Joiner



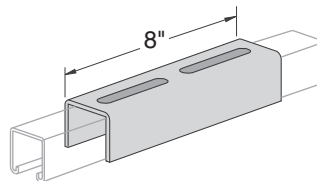
Stock Thickness: (.105)

Use With: PS 400S, PS 500S, PS 520S and PS 560S

Note: Order PS 6072 screws & PS 6108 nuts separately.

Weight/100 pcs: 80 lbs.

PS 704 – Slotted Joiner



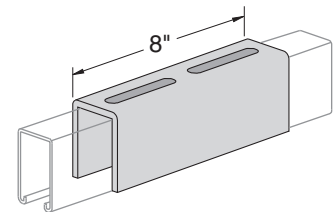
Stock Thickness: (.105)

Use With: PS 200S, PS 210S

Note: Order PS 6072 screws & PS 6108 nuts separately.

Weight/100 pcs: 197 lbs.

PS 1004 – Slotted Joiner



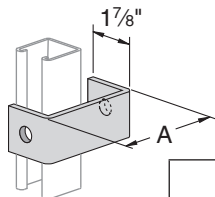
Stock Thickness: (.105)

Use With: PS 150S

Note: Order PS 6072 screws & PS 6108 nuts separately.

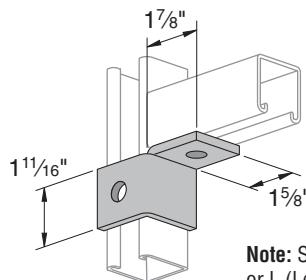
Weight/100 pcs: 140 lbs.

PS 993 – Inside Clevis Hanger



A Size	Wt./100 pcs
4"	78
5"	89
6"	101
7"	112
8"	124

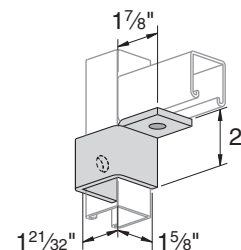
PS 922 R OR L – Two-Hole Corner Connector



Note: Specify R (Right) or L (Left) Right Hand Illustrated

Weight/100 pcs: 60 lbs.

PS 2117 R OR L – Wrap-Around Corner Connector



Note: Specify R (Right) or L (Left) Right Hand Illustrated

Weight/100 pcs: 75 lbs.