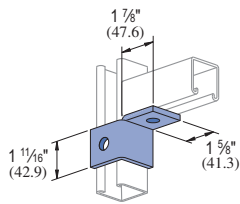


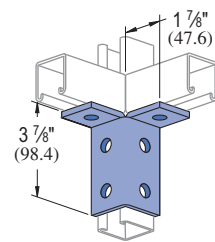
P2341 R-L EG, GR, HG



R - As shown
L - Opposite hand

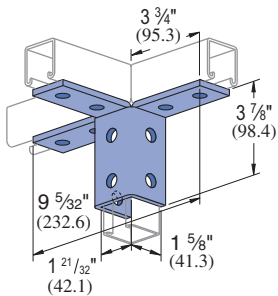
Wt/100 pcs: 60 Lbs (27.2 kg)

P2224 EG, GR, HG



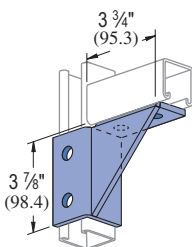
Wt/100 pcs: 115 Lbs (52.2 kg)

P2229 EG, GR, HG



Wt/100 pcs: 230 Lbs (104.3 kg)

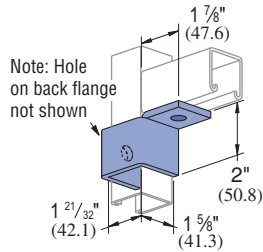
P2344 R-L EG, GR, HG



R - As shown
L - Opposite hand

Wt/100 pcs: 176 Lbs (79.8 kg)

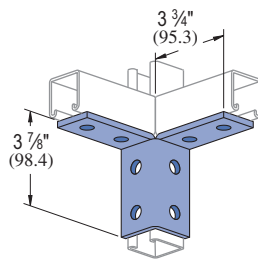
P2472 R-L EG, GR, HG



R - As shown
L - Opposite hand

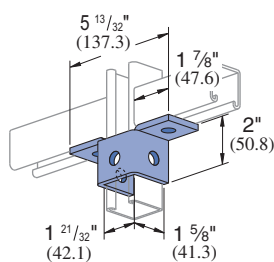
Wt/100 pcs: 75 Lbs (34.0 kg)

P2225 EG, GR, HG



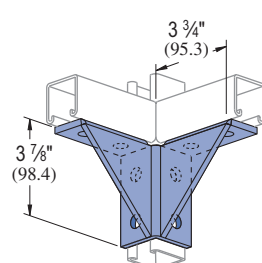
Wt/100 pcs: 155 Lbs (70.3 kg)

P2345 EG, GR, HG



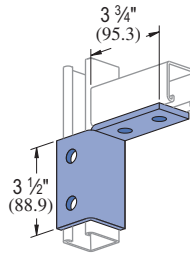
Wt/100 pcs: 93 Lbs (42.2 kg)

P2226 EG, GR, HG



Wt/100 pcs: 217 Lbs (98.4 kg)

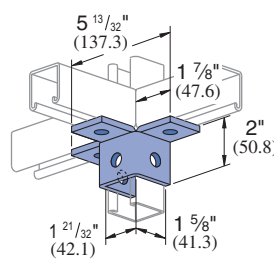
P2343 R-L



R - As shown
L - Opposite hand

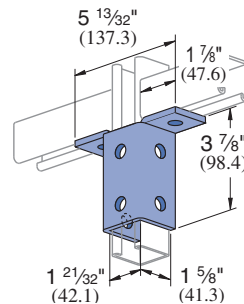
Wt/100 pcs: 119 Lbs (54.0 kg)

P2227 EG, GR, HG



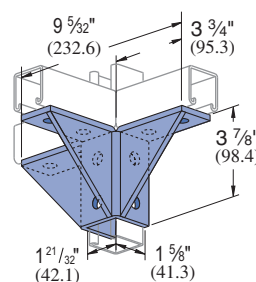
Wt/100 pcs: 113 Lbs (51.3 kg)

P2346 EG, GR, HG



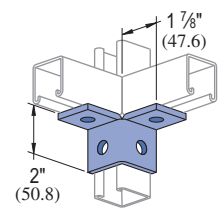
Wt/100 pcs: 150 Lbs (68.0 kg)

P2230 EG, GR, HG



Wt/100 pcs: 310 Lbs (140.6 kg)

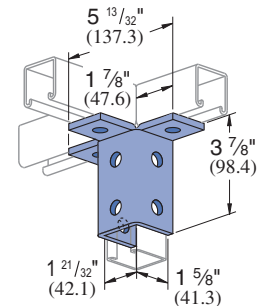
P2223 EG, GR, HG



R - As shown
L - Opposite hand

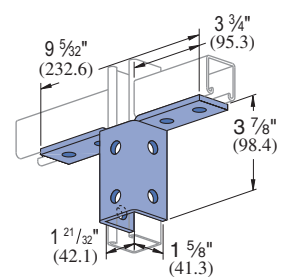
Wt/100 pcs: 76 Lbs (34.5 kg)

P2228 EG, GR, HG



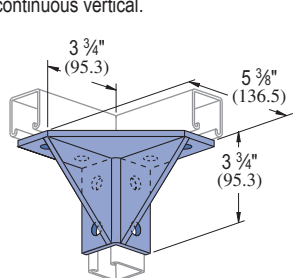
Wt/100 pcs: 177 Lbs (80.3 kg)

P2347 EG, GR, HG



Wt/100 pcs: 193 Lbs (87.5 kg)

P2245 EG, GR, HG



Fitting notched for continuous vertical.

Wt/100 pcs: 315 Lbs (142.9 kg)

Standard Dimensions for 1 7/8" (41.3mm) width series channel fittings (Unless Otherwise Shown on Drawing)

Hole Diameter: 5/16" (14.3mm); Hole Spacing - From End: 1 3/16" (20.6mm); Hole Spacing - On Center: 1 7/8" (47.6mm); Width: 1 7/8" (41.3mm); Thickness: 1/4" (6.4mm)