




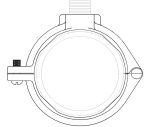


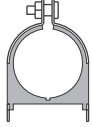
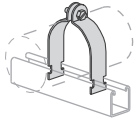
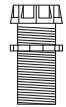
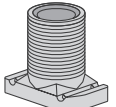
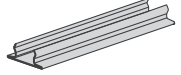
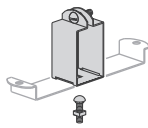
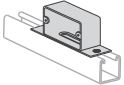
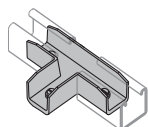


Pipe Hangers					
					
P8300 NFPA.....80	P8300CT.....80	P8000-P8001.....81	P8400-P8413.....81	P8105-P8109.....82	P8200-P8205.....82
					
P8500-P8513.....83	P8500-P8505.....83		P8600.....84	P8700.....84	

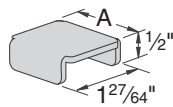
Electrical					
					
PS 655 Series.....90	PS 2511, PS 2581.....90	PS 2560, PS 2561.....90	PS 803.....90	PS 2625.....90	PS 707.....90
					
PS 707P.....90	PS 2632.....91	PS 2632D.....91	PS 2631.....91	PS 2631D.....91	PS 3301.....91
					
PS 807.....91	PS 703.....92	PS 2636.....92	PS 2637.....92	PS 702.....92	PS 702 D.....92
					
PS 703 D.....92	PS 659.....92	PS 658.....92	PS 2621.....93	PS 2639.....93	PS 2662A.....93
					
PS 2660.....93	PS 2661.....93	PS 2094.....93	PS 649 Series.....94	PS 760.....95	PS 671.....94
					
PS 2802.....94	PS 2801.....94	PS 2803.....94	PS 2700.....94	PS 2800.....94	PS 791.....95
					
PS 2627.....95	PS 1510.....95	PS 1500.....95	PS 722.....96	PS 1610.....96	PS 1801.....95

# ELECTRICAL

Finish: Painted Green or Pre-Galvanized Stock Length: 10' & 20' Order By: No. and Finish

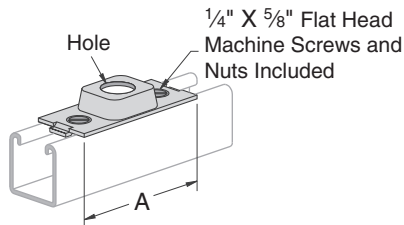


## PS 655, PS 656, PS 901, PS 902, PS 930, PS 2580, PS 2585 – Raceway End Caps



Part No.	Use With	Finish	A	Wt./100 pcs
PS 902	PS 100	EG	3/4"	22
PS 2580	PS 150		27/16"	18
PS 655	PS 200		1 5/8"	11
PS 2585	PS 210		1 5/8"	12
PS 656	PS 300		1 3/8"	15
PS 901	PS 400		1"	11
PS 930	PS 500		1 9/16"	5

## PS 2560, PS 2561 – Conduit Connector Fitting

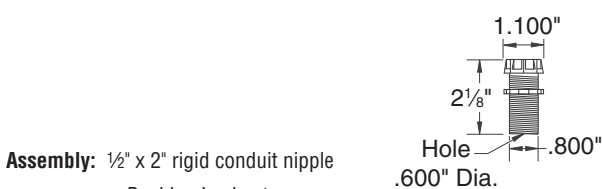


Stock Size: (.060)

Assembly: Connector Fitting, 2 Nuts, 2 Bolts

Part No.	Use With	A	Hole	Design Load (lbs.)	Wt./100 pcs
PS 2560	1/2 Conduit"	4"	7/8"	400	36
PS 2561	3/4 Conduit"	5 1/8"	1 3/32"	200	36

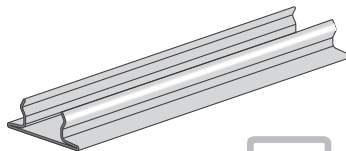
## PS 803 – Fixture Wiring Nipple



Assembly: 1/2" x 2" rigid conduit nipple  
Bushing Locknut

Weight/100 pcs: 14 lbs.

## PS 707, PS 707 P – Raceway Closure Strip



Material/Finish:

PS 707 P - Green and gray  
PS 707 - Painted green and pre-galvanized

Stock Size: (.040) GRN, (.040) PGAL

Stock Length: 10 ft.

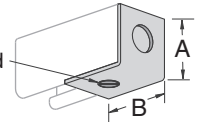
Use With: All 1 5/8" wide channel.

Weight 47 Lbs./ ft.

## PS 2511, PS 2581 – End Cap With Knock-Out



1/4" X 5/8" Flat Head  
Machine Screw and  
Nut Included

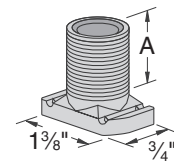


Assembly:

End Cap Part, 1 Machine Screw, 1 Nut  
Specify 1/2" or 3/4" knock-out

Part No.	Use With	Finish	A	B	Wt./100 pcs
PS 2511-1	PS 100	EG	3/4"	1 3/4"	3.1
PS 2511-2	PS 200, PS 210		1 5/8"	1 3/4"	2.7
PS 2511-3	PS 300		1 3/8"	1 3/4"	2.6
PS 2581	PS 150		2 7/16"	2"	3.0

## PS 2625 – Wiring Stud Nut



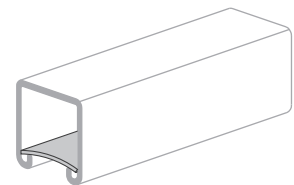
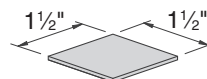
Material: Sintered Iron

Size: 1/2" - 14 Amer. Std, conduit thread

Part No.	A	Identification No.
PS 2625-1/2	1 5/16"	121961
PS 2625-2-5/8	5/8"	121960

Weight/100 pcs: 10 lbs.

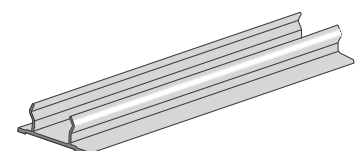
## PS 2640 – Wire Retainer



Material: Polypropylene

Weight/100 pcs: .30 lbs.

## PS 707 – Aluminum Raceway Closure Strip



Material:

6063-T6 Aluminum, Copper Free, Extruded

Stock Size: (.051)

Stock Length: 10 ft.

Use With: All 1 5/8" wide channel

Weight 21 Lbs./ ft.