



Low Profile IN BOX™ with Adapter Sleeve or New Brick Construction

Recessed electrical box with weatherproof-in-use cover for new brick construction. Includes a protective adapter sleeve that keeps mortar out. Non-metallic cover and base. Accepts most single gang wiring devices and uses standard indoor wall plates or a GFCI cover plate. White box and cover are textured/paintable. UV rated plastic for long outdoor life.



DHB1BRC

Features and Benefits

- IN BOX's one-piece assembly replaces the installation of an electrical box and bubble cover assembly
- Adapter sleeve, with loops in back for tying off cable, keeps mortar out of the box while brick mason works
- The clean IN BOX slips into the sleeve for easy installation!
- Built-in anchor tabs seat IN BOX sleeve into mortar for a super secure installation
- Installs in the wall, so less of it shows outside
- Install option: Cover is removable for easier device installation
- No gaskets required



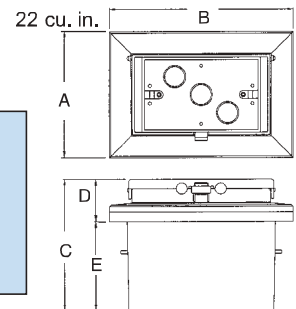
Bug Plugs ship installed in all IN BOX styles to seal unused cord hole openings.

CATALOG NUMBER	UPC/MFG #	DCI/NAED #018997	DESCRIPTION/ COVER COLOR	UNIT	STD	DIM A	DIM B	DIM C	DIM D	DIM E
DHB1C	54880		Horiz./Clear Cover/White Box	1	4	4.934	7.186	5.283	1.658	3.625
DHB1W	54882		Horiz./White Cover/White Box	1	4	4.934	7.186	5.283	1.658	3.625
DHB1BRC	54881		Horiz./Clear Cover/Brown Box	1	4	4.934	7.186	5.283	1.658	3.625
DHB1BR	54875		Horiz./Brown Cover/Brown Box	1	4	4.934	7.186	5.283	1.658	3.625
DVB1C	43609		Vertical/Clear Cover/White Box	1	4	7.186	4.934	5.283	1.658	3.625
DVB1W	43620		Vertical/White Cover/White Box	1	4	7.186	4.934	5.283	1.658	3.625
DVB1BRC	43608		Vertical/Clear Cover/Brown Box	1	4	7.186	4.934	5.283	1.658	3.625
DVB1BR	43595		Vertical/Brown Cover/Brown Box	1	4	7.186	4.934	5.283	1.658	3.625

Add suffix "GC" to Catalog # when ordering in Canada, for example DHB1CGC. Replacement covers available on page K-17.




WEATHERPROOF-IN-USE



IN BOX for new brick includes...

Box with weatherproof-in-use cover, adapter sleeve, installed bug plugs, (1) standard duplex and (1) standard GFCI face plate, installation screws, (1) NM cable connector, and (1) roll of caulk, disposable mud cover.

Installation Instructions




1 Mortar in adapter sleeve. Pull wire and tie off to loop in adapter sleeve.



2 When ready to complete... apply supplied caulk as shown and press around edges of adapter sleeve.



3 Install the supplied NM cable connector and wire. Insert the clean IN BOX into the sleeve.



4 Attach IN BOX with screws provided. Install wiring device per manufacturer's instructions, Local and National Electrical Codes.



Accepts most single gang wiring devices, and uses a standard indoor wall plate. DHB1C shown.



Weatherproof-in-use. DHB1BRC shown. *IN BOX Saves Time. Looks Great!*

Note: Meets 2011 NEC Section 406-9; for the protection of exterior outlets which require the use of a weatherproof while-in-use cover for all outdoor 15 or 20 AMP receptacles.