



Arlington

Low Profile IN BOX™ for Retrofit Siding Construction

Recessed electrical box with weatherproof-in-use cover for existing siding construction. Non-metallic cover and base. Accepts most single gang wiring devices and uses standard indoor wall plates or a GFCI cover plate. Box and white cover are textured/paintable. UV rated plastic for long outdoor life.

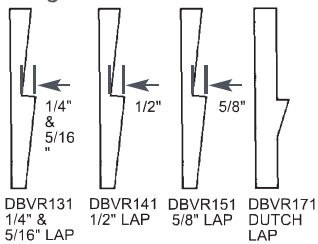


DBVR131C

Features and Benefits

- IN BOX's one-piece assembly replaces the installation of an electrical box, siding block, and bubble cover assembly
- Installs in the wall, so less of it shows outside
- Install option: Cover is removable for easier device installation
- No gaskets required

Siding Profiles



Bug Plugs ship installed in all IN BOX styles to seal unused cord hole openings.

| CATALOG NUMBER | UPC/DCI/NAED MFG #018997 | ORIENTATION/COVER COLOR | SIDING LAP SIZE | UNIT | STD PKG | DIM A | DIM B | DIM C | DIM D | DIM E |
|----------------|--------------------------|-------------------------|-----------------|------|---------|-------|-------|-------|-------|-------|
| DBVR131C | 14370 | Vertical/Clear | 1/4" or 5/16" | 1 | 4 | 7.186 | 4.934 | 5.160 | 1.567 | 3.539 |
| DBVR131W | 14375 | Vertical/White | 1/4" or 5/16" | 1 | 4 | 7.186 | 4.934 | 5.160 | 1.567 | 3.539 |
| DBVR141C | 14371 | Horizontal/Clear | 1/2" | 1 | 4 | 7.186 | 4.934 | 5.160 | 1.567 | 3.539 |
| DBVR141W | 14376 | Horizontal/White | 1/2" | 1 | 4 | 7.186 | 4.934 | 5.160 | 1.567 | 3.539 |
| DBVR151C | 14372 | Vertical/Clear | 5/8" | 1 | 4 | 7.186 | 4.934 | 5.160 | 1.567 | 3.539 |
| DBVR151W | 14377 | Vertical/White | 5/8" | 1 | 4 | 7.186 | 4.934 | 5.160 | 1.567 | 3.539 |
| DBVR171C | 14373 | Horizontal/Clear | Dutch | 1 | 4 | 7.186 | 4.934 | 5.160 | 1.567 | 3.539 |
| DBVR171W | 14378 | Horizontal/White | Dutch | 1 | 4 | 7.186 | 4.934 | 5.160 | 1.567 | 3.539 |

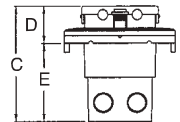
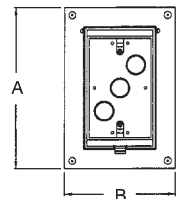
*Add suffix "GC" to Catalog # when ordering in Canada, for example DBVR131CGC. Replacement covers available on page K-17.



E170558 LR49636

WEATHERPROOF-IN-USE


22 cu. in.




IN BOX for retrofit siding includes...

Box with weatherproof-in-use cover, installed bug plugs, siding profile adapter plate, (1) standard duplex and (1) standard GFCI face plate, (2) sets installation screws, (1) NM cable connector, and (2) rolls of caulk.


Installation Instructions for Existing Siding



1 Using the siding profile adapter plate as a template, cut hole in existing siding. Pull wiring.



2a Apply caulk around edges of back of adapter. Press onto siding.



2b Attach adapter to siding with provided short screws. Trim excess caulk as needed.



3a Apply caulk to reverse side of IN BOX flange.



3b Install NM cable connector and wire, then attach with provided long screws. Trim excess caulk as needed. Install wiring device per manufacturer's instructions, Local and National Electrical Codes.

Note: Meets 2011 NEC Section 406-9; for the protection of exterior outlets which require the use of a weatherproof while-in-use cover for all outdoor 15 or 20 AMP receptacles.