



Arlington

Low Profile IN BOX™ for Flat Surface Retrofit Construction

One-piece, recessed electrical box with weatherproof-in-use cover for flat surfaces in existing construction. Non-metallic cover and base. Accepts most single gang wiring devices and uses standard indoor wall plates or a GFCI cover plate. Box and white cover are textured/paintable. UV rated plastic for long outdoor life.

See page K-8 for our NEW 2-Gang style!



DBVR1C



DBHR1W

Features and Benefits

- IN BOX's one-piece assembly replaces the installation of an electrical box and bubble cover assembly
- Installs in the wall, so less of it shows outside
- Use the retrofit IN BOX on plywood, T-111, and other flat surfaces.
- Install option: Cover is removable for easier device installation
- No gaskets required

CATALOG NUMBER	UPC/DCI/NAED MFG #018997	ORIENTATION/COVER COLOR	UNIT	STD	DIM A	DIM B	DIM C	DIM D	DIM E
DBVR1C	14313	Vertical/Clear	1	4	7.186	4.934	5.160	1.313	3.847
DBVR1W	14314	Vertical/White	1	4	7.186	4.934	5.160	1.313	3.847
DBHR1C	77604	Horizontal/Clear	1	4	4.934	7.186	5.160	1.313	3.847
DBHR1W	77606	Horizontal/White	1	4	4.934	7.186	5.160	1.313	3.847

Add suffix "GC" to Catalog # when ordering in Canada, for example DBVR1CGC. Replacement covers and siding profiles to convert for use on existing siding available on page K-17. 2-Gang style available on page K-17.



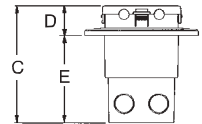
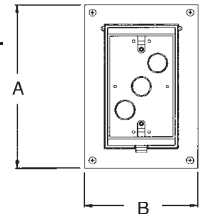
E170558 LR49636

WEATHERPROOF-IN-USE



Bug Plugs ship installed in all IN BOX styles to seal unused cord hole openings.


22 cu. in.



IN BOX for retrofit, flat surfaces includes...

Box with weatherproof-in-use cover; installed bug plugs; (1) standard duplex and (1) standard GFCI face plate; (1) set installation screws; (1) NM cable connector; and (1) roll of caulk.


Installation Instructions



1 Cut a 3-1/4" x 5-1/2" hole in substrate. Pull wiring.



2 Apply the supplied caulk around back edges of flange. Install NM cable connector and wire, then press onto surface.



3 Attach IN BOX with stainless steel screws (provided).



4 Install wiring device per manufacturer's instructions, Local and National Electrical Codes.



Accepts most single gang wiring devices, and uses a standard indoor wall plate. DBVR1C shown.



DBVR1W shown. *IN BOX Saves Time. Looks Great!*

Note: Meets 2011 NEC Section 406-9; for the protection of exterior outlets which require the use of a weatherproof while-in-use cover for all outdoor 15 or 20 AMP receptacles.

Scan For Video

