

Siding Mounting Kits with Built-in Box

For smooth vertical mounting of light fixtures on all siding types. Kit includes mounting block with built-in electrical box, NM cable connector, and 4 screws. Paintable, UV rated plastic for long outdoor life.

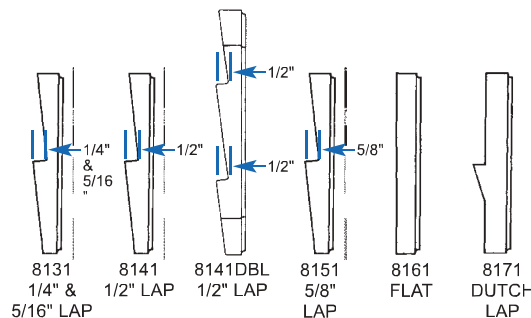
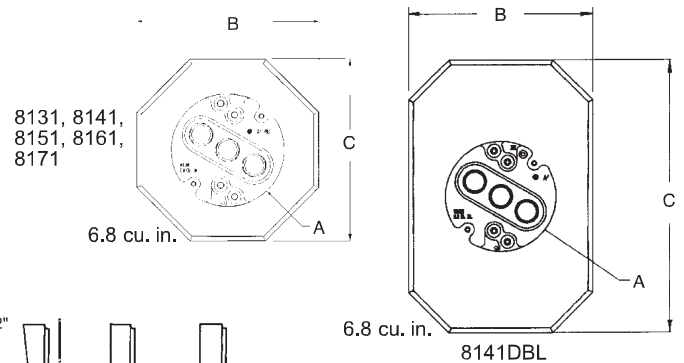


CATALOG NUMBER	UPC/DCI/NAED MFG #018997	SIDING TYPE	UNIT	STD PKG	DIM A	DIM B	DIM C
8131	08131	1/4" & 5/16" Siding & Shingles	1	10	4" DIAMETER X 1/2" DEEP	6.625	6.625
8141	10751	1/2" Lap	1	10	4" DIAMETER X 1/2" DEEP	6.625	6.625
8141DBL	54524	1/2" Lap Double	1	10	4" DIAMETER X 1/2" DEEP	6.900	10.200
8151	10753	5/8" Lap	1	10	4" DIAMETER X 1/2" DEEP	6.625	6.625
8161	08161	Flat Surfaces	1	10	4" DIAMETER X 1/2" DEEP	6.625	6.625
8171	10757	Dutch Lap	1	10	4" DIAMETER X 1/2" DEEP	6.625	6.625

Add suffix "GC" to Catalog # when ordering in Canada, for example 8141GC.



E170558 LR49636



Features and Benefits

- Mounts light fixtures on all siding types, including T-111, HardiePlank® Lap Siding, and flat surfaces
- Fast and easy to install...after siding is up
- Textured, paintable surface
- NM cable connector included
- Built-in electrical box design ensures UL listed installation

Installation Instructions


on Siding



1 Select location for light fixture and caulk opening around cable.



2 Remove knockout from electrical box and insert cable connector. Push cable through connector and position mounting block onto siding.



3 Secure mounting block with provided screws. Install fixture per manufacturer's instructions.