

Cordsets & Patchcords, Mini Style

18 AWG, PVC

Mini Style



4-Pin Straight Mini Cordset

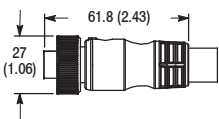
Features

- General purpose 18 AWG cable
- Highly visible yellow PVC jacket offers good oil and chemical resistance
- 2-, 3-, 4-, 5-, and 6-pin configurations
- Ratcheting coupling nut for vibration resistance

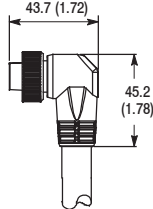
Specifications

| | |
|-------------------------------|---|
| Certifications | UL Recognized and CSA Certified |
| Mechanical | |
| Coupling Nut | Epoxy-coated zinc |
| Housing | Molded oil-resistant TPE |
| Contacts | Gold-plated brass |
| Cable | Oil-resistant yellow PVC jacket, 18 AWG stranded copper, 300V; UL Recognized and CSA Certified, ST00W-A |
| Bend Radius | 10x diameter, min. |
| Cable Diameter | 2/c = 6 mm (0.24 in.); 3/c = 6 mm (0.25 in.); 4/c = 7 mm (0.27 in.); 5/c = 8 mm (0.31 in.); 6/c = 8 mm (0.32 in.) |
| Electrical | |
| Cable Rating | UL AWM style 2661 VW-1 105C 300V, CSA AWM A/B I/II 80C 300V FT1, UV oil and water resistant |
| Assembly Rating | 2-pin = 300V, 10 A 3-pin = 300V, 10 A 4-pin = 300V, 7 A 5-pin = 300V, 5.6 A 6-pin = 300V, 5.6 A |
| Environmental | |
| Enclosure Type Rating | NEMA 4, 6P, 12, 13; IP67; 1200 psi washdown |
| Operating Temperature [C (F)] | -20...+105° (-4...+221°) |

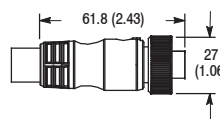
Approximate Dimensions [mm (in.)]



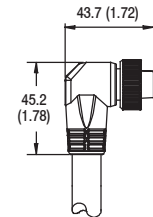
Straight Female



Right Angle Female



Straight Male




Right Angle Male

Dimensions are approximate. Illustrations are not drawn to scale.



Example of Cordset



Example of Patchcord

Mating Components & Accessories

| Description | Cat. No. | Page |
|------------------|------------|-------|
| Coupling Adaptor | 889A-NADPT | 12-11 |

Pinout and Color Code

| Color Code | Face View Pinout | | | | | | | | | |
|------------|--------------------|--------------------|---|---|----------------------------------|--------------------|---|---------------------|-----------------------------|-------------------------------|
| | 2-Pin | | 3-Pin | | 4-Pin | | 5-Pin | | 6-Pin | |
| | Female | Male | Female | Male | Female | Male | Female | Male | Female | Male |
| A (US) | 1 White 2 Black | 1 White 2 Black | 1 Green 2 Black 3 White | 1 Green 2 Black 3 White | 1 Black 2 White | 3 Red 4 Green | 1 White 2 Red 3 Green | 4 Orange 5 Black | 1 White 2 Red 3 Green | 4 Orange 5 Black 6 Blue |
| B (Auto) | — | — | 1 Green 2 Red/Black Tr 3 Red/White Tr | 1 Green 2 Red/Black Tr 3 Red/White Tr | 1 Red/Black Tr 2 Red/White Tr | 3 Red 4 Green | 1 Red/White Tr 2 Red 3 Green 4 Red/Yellow Tr 5 Red/Black Tr | — | — | — |
| C (IEC) | — | — | — | — | 1 Black 2 Blue | 3 Brown 4 White | 1 Black 2 Blue 3 Grey | 4 Brown 5 White | — | — |

Product Selection

Cordsets 

| Pin Count | Assembly Rating | Color Code | Cat. No. | | | |
|-----------|-----------------|------------|------------------------|------------------------|------------------------|------------------------|
| | | | Straight Female | Right Angle Female | Straight Male | Right Angle Male |
| 2-Pin | 300V, 10 A | A | 889N-F2AEC- 0 F | 889N-R2AEC- 0 F | 889N-U2AEC- 0 F | 889N-V2AEC- 0 F |
| 3-Pin | | A | 889N-F3AEC- 0 F | 889N-R3AEC- 0 F | 889N-U3AEC- 0 F | 889N-V3AEC- 0 F |
| | | B | 889N-F3AEA-0 F | 889N-R3AEA- 0 F | 889N-U3AEA- 0 F | 889N-V3AEA- 0 F |
| 4-Pin | 300V, 7 A | A | 889N-F4AEC- 0 F | 889N-R4AEC- 0 F | 889N-U4AEC- 0 F | 889N-V4AEC- 0 F |
| | | B | 889N-F4AEA- 0 F | 889N-R4AEA- 0 F | 889N-U4AEA- 0 F | 889N-V4AEA- 0 F |
| | | C | 889N-F4AE-0 F | 889N-R4AE-0 F | 889N-U4AE- 0 F | 889N-V4AE- 0 F |
| 5-Pin | 300V, 5.6 A | A | 889N-F5AEC-0 F | 889N-R5AEC- 0 F | 889N-U5AEC- 0 F | 889N-V5AEC- 0 F |
| | | B | 889N-F5AEA- 0 F | 889N-R5AEA- 0 F | 889N-U5AEA- 0 F | 889N-V5AEA- 0 F |
| | | C | 889N-F5AE-0 F | 889N-R5AE-0 F | 889N-U5AE- 0 F | 889N-V5AE- 0 F |
| 6-Pin | | A | 889N-F6AE- 0 F | 889N-R6AE- 0 F | 889N-U6AE- 0 F | 889N-V6AE- 0 F |

Patchcords 

| Pin Count | Assembly Rating | Cat. No. | | | |
|-----------|-----------------|-------------------------------|----------------------------------|----------------------------------|-------------------------------------|
| | | Straight Female Straight Male | Straight Female Right Angle Male | Right Angle Female Straight Male | Right Angle Female Right Angle Male |
| 2-Pin | 300V, 10 A | 889N-F2AENU- 0 F | 889N-F2AENV- 0 F | 889N-R2AENU- 0 F | 889N-R2AENV- 0 F |
| 3-Pin | | 889N-F3AENU- 0 F | 889N-F3AENV- 0 F | 889N-R3AENU- 0 F | 889N-R3AENV- 0 F |
| 4-Pin | 300V, 7 A | 889N-F4AENU- 0 F | 889N-F4AENV- 0 F | 889N-R4AENU- 0 F | 889N-R4AENV- 0 F |
| 5-Pin | 300V, 5.6 A | 889N-F5AENU- 0 F | 889N-F5AENV- 0 F | 889N-R5AENU- 0 F | 889N-R5AENV- 0 F |
| 6-Pin | | 889N-F6AENU- 0 F | 889N-F6AENV- 0 F | 889N-R6AENU- 0 F | 889N-R6AENV- 0 F |

- ① Replace symbol with 6 (6 ft), 12 (12 ft), or 20 (20 ft) for standard cable lengths.
- ② Replace symbol with 3 (3 ft), 6 (6 ft), 12 (12 ft), or 20 (20 ft) for standard cable lengths.

Note: Stainless steel connector versions may be ordered by adding an "S" to the cat. no., e.g., 889NS-F3AEC-**0**F.