

871L AC/DC & 872L AC 2-Wire

Limit Switch Style



871L AC/DC & 872L AC
Mini Quick-Disconnect Style



871L AC/DC & 872L AC
Micro Quick-Disconnect Style



871L AC/DC & 872L AC
Conduit Style

Specifications

	871L Models	872L Models
Load Current	≤400 mA	≤500 mA
Minimum Load Current	2 mA	2 mA
Inrush Current (1 cycle)	≤8 A	≤8 A
Leakage Current	≤2 mA	≤2 mA
Operating Voltage	20...250V AC/DC	20-250V AC
Voltage Drop	≤5V	≤5V
Repeatability	≤5%	≤5%
Hysteresis	≤20%	≤20%
False Pulse Protection	Incorporated	Incorporated
Transient Noise Protection	Incorporated	Incorporated
Certifications	cULus and CE Marked for all applicable directives	
Enclosure	NEMA 3, 4, 6, 12, 13, IP65 (IEC 529) Polyloy	
Connections	Quick Disconnect: 3-pin mini style 3-pin micro style Conduit Opening: 1/2-14 NPT internal thread with screw terminals	
LEDs	Green: Power (Blinks in SCP/Overload) Orange: Output Energized	
Operating Temperature [C (F)]	-25...+70° (-13...+158°)	
Shock	30 g, 11 ms	
Vibration	55 Hz, 1 mm amplitude, 3 planes	

Correction Factors

Target Material	Correction Factor
Steel	1.0
Stainless Steel	0.7...0.8
Brass	0.4...0.5
Aluminum	0.3...0.4
Copper	0.2...0.3

Features

- 2-wire operation
- 2-terminal or 3-pin connection
- 20...250V AC/DC on 871L models
- 20...250V AC on 872L models
- Switch selectable normally open or normally closed output on 871L models
- Normally open or normally closed output programmable via jumper on 872L models
- False pulse, transient noise, and overload protection
- cULus and CE Marked for all applicable directives

Product Selection

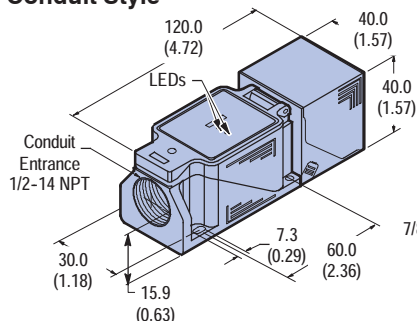
Head Size	Nominal Sensing Distance [mm (in.)]	Shielded	Output Configuration	Switching Frequency [Hz]	Cat. No.		
					Conduit Style	Mini QD Style	Micro QD Style
40	20 (0.79)	Y	Selectable N.O. or N.C.	15	871L-B20E40-T2	871L-B20E40-N3	871L-B20E40-R3
	40 (1.57)	N			871L-B40E40-T2	871L-B40E40-N3	871L-B40E40-R3
	20 (0.79)	Y	Programmable N.O. or N.C.		872L-A20E40-T2	872L-A20E40-N3	872L-A20E40-R3
	40 (1.57)	N			872L-A40E40-T2	872L-A40E40-N3	872L-A40E40-R3
Recommended Standard QD Cordset (-6F = 1.8 m (6 ft), -2 = 2 m (6.5 ft))						889N-F3AFC-6F	889R-F3ECA-2

QD Cordsets and Accessories

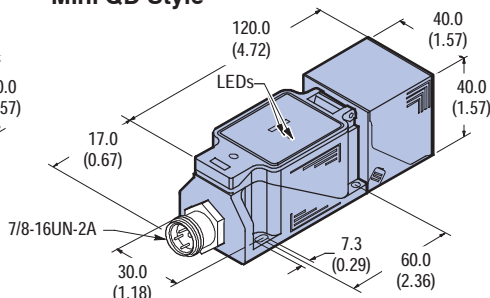
Description	Page Number
Other Cordsets Available	8-2

Approximate Dimensions [mm (in.)]

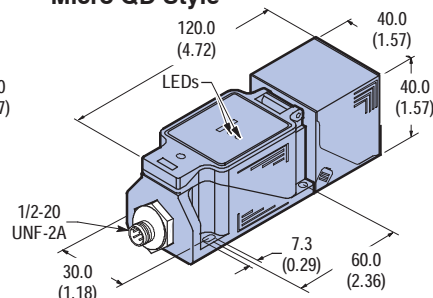
Conduit Style



Mini QD Style



Micro QD Style

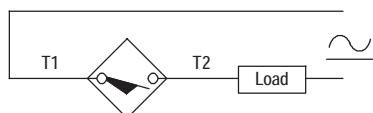


Note: Head can be rotated in 22.5° increments to provide 16 side-sensing positions or rotated for top-sensing.

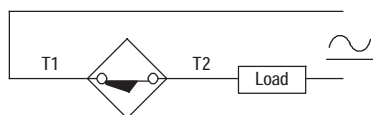
Wiring Diagram

Conduit Style

Normally Open



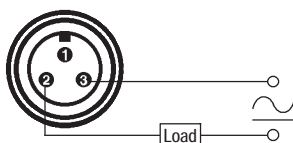
Normally Closed



Note: Load can be switched to Terminal 1.

Mini QD Style

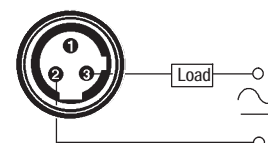
Normally Open or Normally Closed



Note: Load can be switched to pin 3.

Micro QD Style

Normally Open or Normally Closed



Note: Load can be switched to pin 2.