

# 22.5 mm Monolithic Push Buttons

## Product Overview/Selection



### Bulletin 800FD Monolithic Push Buttons

With a single catalog number, you can now order a fully assembled product for easy stocking and installation. Designed to meet worldwide standards, the Bul. 800FD monolithic line includes E-stops and pilot lights with either LED or incandescent options.

- Ease of installation
- Low back-of-panel profile (45.7 mm)
- Aesthetic design complements the Bul. 800F modular line
- Anti-rotation tab provides accurate alignment and can be easily removed for use in panels without notches
- Lowest cost of installation
- Made of industrial-grade thermoplastic for superior chemical resistance
- Designed to meet worldwide standards
- Compatible with Bul. 800F accessories and enclosures
- Ring lug capability

### Table of Contents

Push Buttons..... this page  
 Pilot Lights ..... 10-141  
 Selector Switches..... 10-142  
 Mushroom/E-Stops... 10-142  
 Accessories..... 10-143  
 Specifications..... 10-144  
 Approximate Dimensions..... 10-145

### Product Selection

#### Momentary Push Button Operators, Non-Illuminated



Operator Type	Cap Color	Pkg. Quantity	Contact Configuration		
			1 N.O. Cat. No.	1 N.C. Cat. No.	1 N.O. & 1 N.C. Cat. No.
Flush	Black	1	<b>800FD-F2X10</b>	<b>800FD-F2X01</b>	800FD-F2X11
	Green		<b>800FD-F3X10</b>	800FD-F3X01	<b>800FD-F3X11</b>
	Red		<b>800FD-F4X10</b>	800FD-F4X01	<b>800FD-F4X11</b>

**800FD** - **F**    **3**    **01**    **X**    **11**  
*a*    *b*    *c*    *d*    *e*

**a**

Operator Type	
Code	Description
F	Flush
E	Extended

**b**

Color Cap	
Code	Color
1	White
2	Black
3	Green
4	Red
5	Yellow
6	Blue

**c**

Legend Text**	
Code	Text
—	No text (blank)
01	START
02	STOP
05	O
06	I
08	→
09	FORWARD
10	REVERSE
11	R

\* White and yellow caps have black text. All other color caps have white text.  
 \*\* Valid color cap/legend text combinations are as follows:

**d**

Termination Style	
Code	Description
X	Standard screw
R	Ring lug

**e**

Contact Module		
Code	Number of N.O.	Number of N.C.
01	0	1
10	1	0
11	1	1
02	0	2
20	2	0

Color	Text	
	Flush Caps	Extended Caps
White	START, I, →, FORWARD, REVERSE, R	→, R
Black	→, FORWARD, REVERSE, R	STOP, O, →, R ‡
Green	START, I, →, FORWARD, REVERSE	→
Red	→, FORWARD, REVERSE	STOP, O, → ‡
Yellow	→, FORWARD, REVERSE	→
Blue	→, FORWARD, REVERSE, R	→, R

‡ "STOP" or "O" color cap/legend text are not available for "10" or "20" contact modules.





# 22.5 mm Monolithic Push Buttons

## Specifications, Approximate Dimensions, and Instruction Sheet Information

### Specifications, Continued\*

Materials			
Springs	Stainless steel and zinc coated music wire	Lens (pilot light)	Acrylic
Electrical contacts	Brass with silver-nickel contacts	Bezel/bushing, housing	Glass-filled polyester
Terminals	Brass and phosphor bronze	Legend frames	Glass-filled polyamide
Panel gasket	Nitrile and polyester-based TPE	Mounting ring	Glass-filled polyamide
Seal	Nitrile	Terminal screws	Zinc-plated steel with chromate
Button cap/mushroom head	Polyester/polycarbonate blend	Lamp socket	Brass and Phosphor bronze

\* Performance Data — see page Important-3 of the Industrial Controls catalog.

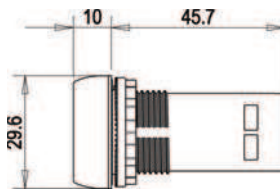
### Product Certifications

Certifications	UL, CSA, CCC, CE
Conformity to standards — CE Marked	UL 508, EN/ISO 13850, EN 60947-1, EN 60947-5-1, EN 60947-5-5
Terminal identification	EN/IEC 60947-1

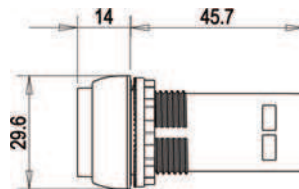
### Approximate Dimensions

Dimensions in millimeters. Dimensions are not intended to be used for manufacturing purposes. Refer to RAISE software for additional dimensional information.

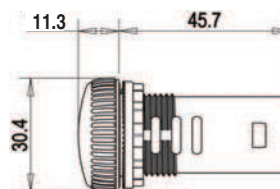
#### Momentary Push Button Operators — Flush



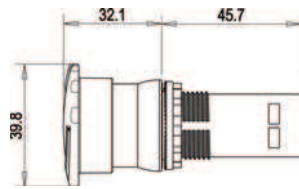
#### Momentary Push Button Operators — Extended



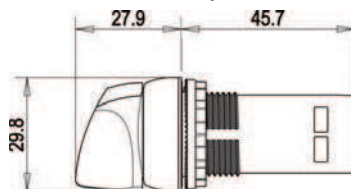
#### Pilot Light Devices



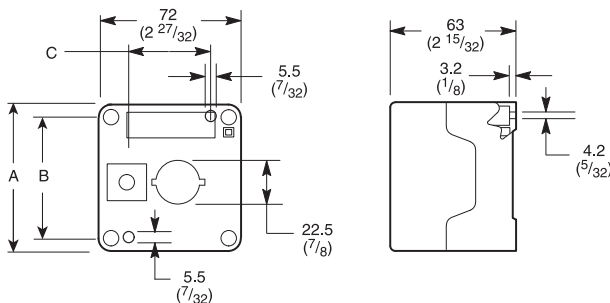
#### 2-Position Push-Pull/Twist-to-Release Mushroom Operators



#### Selector Switch Operators



#### Plastic Enclosures



#### Plastic Enclosures

Cat. No.	No. of Units (Holes)	A	B	C	Weight
800FD-1P	1	72	59	41	95 g
800FD-1PY		(2-27/32)	(2-5/16)	(1-5/8)	(3.5 oz)

### Instruction Sheet

OPTION WAHL  
OPZIONE  
OPÇÃO  
OPCIÓN

(A)	(B)					
(A)	(B)					
						EMERGENCY STOP ø60, ø90
		30	40	50	40	50
		30		40		60/90

1- 9,3 mm  
1- 7,3 mm  
1- 10,5 mm  
1- 8,5 mm

PLASTIC  
PLASTIQUE  
PLASTIK  
PLASTICA  
PLÁSTICO

1.7 Nm  
15 lb-in

7 mm  
0.75 - 1.5 mm<sup>2</sup> (#18 - #14 AWG)  
0.7 - 0.9 Nm  
6 - 8 lb-in

Use the same size wire only  
Utiliser uniquement du fil de même dimension  
Nur Draht derselben Größe verwenden  
utilizzare solo cavi della stessa dimensione  
use somente fios do mesmo tamanho  
usar sólo el mismo tamaño de cable

or  
ou  
oder  
o

ø 3,8 mm  
ø 6,35 mm  
50 mm

"R" option for ring connectors  
option de "R" pour cosses à plage ronde  
"R" Wahl für Ringkabelschute  
opzione "R" per capicorda ad anello  
opção de "R" para conectores do anel  
opción de "R" para los conectores del anillo