


# 22.5 mm Push Buttons

## Accessories


### Caps, Diffusers, Lenses

Color caps listed below are for completion of devices ordered with color caps omitted.


#### Accessory Color Caps (without Text)

	Color Caps, Non-Illuminated*				
	Color	Pkg. Quantity	Momentary Extended	Momentary Flush/Guarded	Alternate Action Flush
			Cat. No.	Cat. No.	Cat. No.
	Orange	10	800F-AE0	800F-AF0	800F-AFA0
	White		800F-AE1	800F-AF1	800F-AFA1
	Black		800F-AE2	800F-AF2	800F-AFA2
	Green		800F-AE3	800F-AF3	800F-AFA3
	Red		800F-AE4	800F-AF4	800F-AFA4
	Yellow		800F-AE5	800F-AF5	800F-AFA5
	Blue		800F-AE6	800F-AF6	800F-AFA6
	Grey		—	800F-AF8	—

#### Accessory Color Caps — Multi-Function Operators (without Text)

	Color Caps, Non-Illuminated*			
	Color	Pkg. Quantity	Flush	Extended
			Cat. No.	Cat. No.
	White	10	800F-AFU1	800F-AEU1
	Black		800F-AFU2	800F-AEU2
	Green		800F-AFU3	800F-AEU3
	Red		800F-AFU4	800F-AEU4
	Yellow		800F-AFU5	800F-AEU5
	Blue		800F-AFU6	800F-AEU6


#### Accessory Color Lens Caps and Pilot Light Lenses (without Text)

	Color	Pkg. Quantity	Illuminated Color Lens Caps* — Flush, Alternate Action	Illuminated Color Lens Caps* — Extended, Guarded	Pilot Light Lenses* — Standard Lens
			Cat. No.	Cat. No.	Cat. No.
	Amber	10	800F-ALF0	800F-ALE0	800F-AP0
	Green		800F-ALF3	800F-ALE3	800F-AP3
	Red		800F-ALF4	800F-ALE4	800F-AP4
	Yellow		800F-ALF5	800F-ALE5	800F-AP5
	Blue		800F-ALF6	800F-ALE6	800F-AP6
	Clear		800F-ALF7	800F-ALE7	800F-AP7

\* Sold only in multiples of 10. Order (quantity of) 10 to receive one package of 10 pieces.

\* Includes diffuser.

#### Operator Diffusers (without Text)

	Diffusers		
	Description	Pkg. Quantity	Cat. No.
 <p>Cat. No. 800F-AD3</p>	Illuminated Push Buttons — Flush	10	800F-AD2
	Pilot Lights		800F-AD3
	Illuminated Push Buttons — Extended, Guarded		800F-AD4

10



**Custom Laser-Engraved Caps and Diffusers**

**Ordering Information\*\*§**

**Standard Text/Symbols**

1. Select the cat. no. for the appropriate product and color from the Configurator Tables on this page.
2. Complete the cat. no. by adding the appropriate suffix no. selected from pages 10-116...10-119.

Example: **Cat. No. 800F-AF3CE166** identifies a flush, green cap with custom-engraved text ON.

3. Font size is automatically determined by the number of characters. ‡ Do not add a font code to the cat. no.

Font Size	No. of Characters
12 pt.	7
16 pt.	5...6
20 pt.	1...4

**Custom Text (text found on pages 10-116...10-119)**

1. Select the cat. no. for the appropriate product and color from the Configurator Tables on this page.
2. Add **E100** followed by the font code (G, H, J), based on the number of custom characters.
3. Complete the cat. no. by adding custom text to the order item's memo text or notes field.

Example: **Cat. No. 800F-AF3CE100J**, with **FILL** text entered into memo text on order, identifies a flush, green push button cap with custom laser-engraved text FILL in large font.

Font Size	No. of Characters	Max. No. of Lines
G (small) (12 pt.)	7	1
H (standard) (16 pt.)	5...6	1
J (large) (20 pt.)	1...4	1

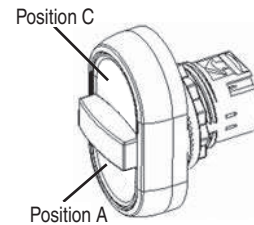
**Custom Symbols/Graphics (symbols found on page 10-116)**

1. Select the cat. no. for the appropriate product and color from the Configurator Tables on this page.
2. Add U100 to identify the custom symbol or graphic.
3. Please contact your local Allen-Bradley sales office to submit the graphic.

Example: **Cat. No. 800F-AD3CU100**

- \* Package quantity of one for all laser-engraved caps and diffusers.
- ‡ Standard font is Arial Narrow.
- ‡ Seven characters maximum allowable.
- § For configuration assistance, see RAISE product selection software.

**Configurator Tables**



**Multi-Function Cap Positions**

**Push Button, Multi-Function Caps**

800F - A  $\frac{F}{a}$   $\frac{1}{b}$  C

Type	
Code	Description
E	Push button extended cap
F	Push button flush cap
FA	Alternate action cap
FAU	Multi-function flush cap (for position A)
EAU	Multi-function extended cap (for position A)
FCU	Multi-function flush cap (for position C)
ECU	Multi-function extended cap (for position C)

Color	
Code	Description
0	Amber
1	White
2	Black
3	Green
4	Red
5	Yellow
6	Blue

**Pilot Light Diffuser**

800F - AD3C

**Illuminated Push Button Diffusers**

800F - AD2C (Flush or Alternate Action)

800F - AD4C (Extended and Guarded)

## Legend Texts

## Standard Symbols\*

Marking	Description	Std.	Suffix No.
(Blank)	Blank	—	U100
	—	—	U112
	START*†§♣	ISO 71	U219
	—*†§♣	ISO 72	U220
	START*†§♣	ISO 5232	U221
	CONTINUOUS MOTION LEFT, RIGHT ➤	—	U226
	CONTINUOUS MOTION UP, DOWN ➤	—	U227
O	STOP	—	U228
I	STEP 1	—	U229
II	STEP 2	—	U230
O-I	STOP-START ➤	—	U231
I-O	START-STOP ➤	—	U232
I-II	— ➤	—	U233
I-O-II	— ➤	—	U234
	— ➤	—	U236
	— ➤	—	U237
I-II-III	— ➤	—	U240
	CONTINUOUS MOTION	—	U241
	CONTINUOUS MOTION	—	U242
	CONTINUOUS MOTION	—	U243
III	STEP 3	—	U249
O — ➤	— ➤	—	U256
I-O-I	START-STOP-START ➤	—	U282
O-1-2	— ➤	—	U285
IV	STEP 4	—	U604
V	STEP 5	—	U605
	CONTINUOUS MOTION	ISO 1	U700
	LINEAR MOTION TWO DIRECTIONS	ISO 2	U701
	VERTICAL MOTION	—	U702
	INTERRUPTED MOTION*§	—	U703
	LIMITED MOTION*§	ISO 4	U704
	LIMITED MOTION AND RETURN*§	ISO 5	U705
	OSCILLATING MOTION, CONTINUOUS CYCLE*§	—	U706
	CONTINUOUS ROTATION TO RIGHT*§	DIN 100, ISO 7A	U707

Marking	Description	Std.	Suffix No.*§
	CONTINUOUS ROTATION TO LEFT	ISO 7B	U708
	INTERRUPTED ROTATION TO LEFT	—	U710
	INTERRUPTED ROTATION TO RIGHT	—	U711
	DIRECTION OF SPINDLE SPEED	—	U717
	FEED	ISO 16	U720
	REDUCED SPEED	—	U723
	RAPID FEED	—	U724
	NORMAL FEED	—	U725
	LONGITUDINAL FEED	—	U726
	TRANSVERSE FEED	—	U727
	RAPID TRANSVERSE	ISO 26	U728
	THREADING	—	U729
+	INCREASE	ISO 28	U730
-	DECREASE	ISO 29	U731
	CONVENTIONAL MILLING	—	U736
	CLIMB MILLING	—	U737
	ELECTRIC MOTOR	ISO 41	U800
	TURNING SPINDLE	—	U803
	DRILLING SPINDLE	—	U804
	MILLING SPINDLE	—	U805
	GRINDING SPINDLE	—	U806
	PUMP	ISO 48	U807
	COOLANT PUMP	—	U808
	LUBRICATION PUMP	—	U809
	HYDRAULIC SYSTEMS PUMP	—	U810
	HYDRAULIC MOTOR	—	U811
	TRACER	—	U812
	SHEAR PIN CONSTRUCTION	ISO 91	U850
	ATTENTION/DANGER	DIN 131, ISO 92	U851
	CAUTION	ISO 93	U852
	MAIN SWITCH	ISO 94	U853
	ACOUSTIC WARNING EQUIPMENT	DIN 155	U854
—	—	—	—

\* Items in grey shaded table cells only available on legend plates. Not available as laser-engraved text on button caps, illuminated push button diffusers, or pilot light diffusers.

\* Not available on -11 or -17 legend plates.

† Not available on -12, -18, or -20 legend plates.

§ Not available on -34 legend plates.

♣ Not available on -35 legend plates.

➤ Not available on -42 legend plates.

Standard Symbols, Continued

Marking	Description	Std.	Suffix No.*§
	SETUP	DIN 986	U855
	COOLANT FLUID	ISO 101	U875
	LIGHT	ISO 139, 102	U876
	WEIGHT	—	U877
	REFILLING	DIN 256, ISO 104	U878
	FULL LEVEL	—	U879
	DRAIN	DIN 257, ISO 106	U880
	OVERFLOW	DIN 258, ISO 105	U881
	OIL LUBRICATION	DIN 175, ISO 107	U882
	BLOWING UNIT	DIN 263, ISO 108	U883
	SUCTION UNIT	DIN 264, ISO 109	U884
	STEPLESS OPERATION	ISO 61	U900
	CLAMP OR TIGHTEN	ISO 63A	U901
	CLAMP OR TIGHTEN	—	U902
	LOOSEN	ISO 64A	U903
	LOOSEN	—	U904
	BRAKE ON	ISO 65	U905
	BRAKE RELEASE	ISO 66	U906
	AUTO CYCLE	—	U907
	MANUAL	DIN 35	U908
	START	ISO 69	U909
	STOP	ISO 70	U910
	TAKE ACTION WHEN CONTROL IS OPERATING	—	U912
	ENGAGE	DIN 46, ISO 74	U913
	DISENGAGE	DIN 45, ISO 75	U914
	ENGAGE TRACE	—	U917
	DISENGAGE TRACE	—	U918
	CHANGE SPEED ONLY IN STOPPED POSITION	—	U919
	CHANGE SPEED ONLY WHEN IN MOTION	—	U920
	CONTINUOUS ADJUSTMENT	ISO 62	U921
	AUTOMATIC OR SEMIAUTOMATIC CYCLE	DIN 267	U922
R	RESET	—	U924

\* Not available on -11 or -17 legend plates.

§ Not available on -34 legend plates.

## Legend Texts, Continued

## Standard Text\*

## English

Marking	Suffix No.	Marking	Suffix No.	Marking	Suffix No.	Marking	Suffix No.	Marking	Suffix No.
(Blank)	E100	FOR-OFF-REV ▶	E261	LAST STOP	E278	PULL TO RESET	E176	START	E208
I-O-AUTO§♣▶	E235	FOR-REV ▶	E253	LEFT	E145	PUMP STOP	E290	START CYCLE	E209
ACCU-STOP ▶	E284	FOR-STOP-REV ▶	E254	LEFT-RIGHT ▶	E146	PURGE	E271	START-JOG ▶	E210
AT SPEED	E285	FORWARD	E120	LOCAL-REMOTE ▶	E147	PUSH TO STOP	E179	START-STOP ▶	E211
AUTO	E101	FORWARD-AUTO-REVERSE ▶	E121	LOW	E148	PUSH TO STOP-TWIST OR PULL, RELEASE※§▶	E262	STOP	E212
AUTO-O-HAND§♣▶	E250			LOW-HIGH ▶	E149			STOP-CYCLE ▶	E213
AUTO-HAND ▶	E102	FORWARD-OFF-REVERSE ▶	E122	LOW-OFF-HIGH ▶	E150	PUSH-TO-TEST	E181	STOP-RESET ▶	E214
AUTO-MAN-OFF ▶	E103			LOW SPEED	E151	RAISE	E182	STOP-START ▶	E215
AUTO-MANUAL ▶	E286	FORWARD-STOP-REVERSE ▶	E123	LOWER	E152	RAISE-LOWER ▶	E183	SUMMER-OFF-WINTER ▶	E216
AUTO-OFF-HAND ▶	E104			LOW-OFF-RAISE ▶	E153	RAISE-OFF-LOWER ▶	E184		
BLOWER	E268	FORWARD-REVERSE ▶	E124	LOWER-RAISE ▶	E154	READY	E185	SUMMER-WINTER ▶	E217
BRAKE	E105			MANUAL	E155	RESET	E186	SUPPLY ON	E218
BYPASS-OFF-DRIVE§♣▶	E297	FULL SPEED	E125	MAN-O-AUTO§♣▶	E238	RETURN	E187	TEST	E219
BYPASS ON§♣▶	E295	HAND	E126	MAN-AUTO ▶	E258	REV-FOR ▶	E260	TRANSFER ▶	E220
BYPASS START§♣▶	E299	HAND-I-AUTO§♣▶	E239	MANUAL-AUTO ▶	E156	REVERSE	E188	TRIP	E221
BYPASS STOP§♣▶	E298	HAND-O-AUTO ▶	E283	MAN-OFF-AUTO ▶	E259	REVERSE-FORWARD ▶	E189	UNCLAMP	E222
CLAMP	E106	HAND-AUTO ▶	E127	MANUAL-OFF-AUTO ▶	E157			UP	E223
CLOSE	E107	HAND-OFF-AUTO ▶	E128	MOTOR RUN	E158	REVERSE-OFF-FORWARD ▶	E190	UP-DOWN ▶	E224
CYCLE START	E108	HAND OFF	E264	MOTOR RUNNING	E159			UP-OFF-DOWN ▶	E225
DECREASE ▶	E109	HAND ON	E263	MOTOR START	E160	RIGHT	E191		
DRIVE-START ▶	E287	HAND START	E265	MOTOR STOP	E161	RIGHT-LEFT ▶	E192		
DRIVE-STOP ▶	E288	HAND STOP	E266	MOTOR STOPPED	E162	ROTATE CW	E246		
DOWN	E110	HEAT	E270	NO FLIP	E275	ROTATE CCW	E247		
DOWN-OFF-UP ▶	E111	HIGH	E129	OFF	E163	RUN	E193		
DRIVE ON§♣▶	E296	HIGH-LOW ▶	E130	OFF CIRCUIT	E244	RUN-JOG ▶	E194		
EMERG STOP	E251	HIGH-OFF-LOW ▶	E131	OFF-COOLANT-ON ▶	E164	RUN-SAFE-JOG ▶	E195		
EMERGENCY ▶	E248	IN	E132	OFF-LIGHT-ON ▶	E272	RUNNING	E243		
EMERGENCY OFF ▶	E294	IN-OUT ▶	E133	OFF-ON ▶	E165	SAFE	E196		
EMERGENCY STOP ▶	E112	INCH	E134	ON	E166	SAFE-RUN ▶	E197		
ENABLE	E279	INCH-REV ▶	E257	ON CIRCUIT	E245	SETUP	E198		
ENTER	E277	INCH-REVERSE ▶	E135	ON-OFF ▶	E167	SETUP-RUN ▶	E302		
ERROR	E273	INCH-RUN ▶	E136	ON-OFF-AUTO ▶	E168	SETUP-SERVICE ▶	E199		
EXHAUSTER ▶	E269	INCREASE ▶	E137	ON-STOP-SAFE ▶	E169	SEQUENCE-TEST ▶	E200		
FAULT	E113	INSPECT	E274	OPEN	E170	SLOW	E201		
FAST	E114	JOG	E138	OPEN-CLOSE ▶	E171	SLOWER	E202		
FAST-OFF-SLOW ▶	E289	JOG-FOR ▶	E255	OPEN-OFF-CLOSE ▶	E172	SLOWEST	E203		
FASTER	E115	JOG-FORWARD ▶	E139	OUT	E173	SLOW-FAST ▶	E204		
FEED START	E116	JOG-OFF-RUN ▶	E140	OVERLOAD ▶	E267	SLOW-OFF-FAST ▶	E205		
FEED STOP	E117	JOG-REV ▶	E256	OVERLOAD TRIP ▶	E174	SLOW-STOP-FAST ▶	E206		
FEEDER OFF	E118	JOG-REVERSE ▶	E141	OVERLOAD RESET ▶	E175	SLOW-OFF-START ▶	E207		
FEEDER ON	E119	JOG-RUN ▶	E142	POWER OFF	E177	SLOW SPEED	E291		
FIFO	E276	JOG-SAFE-RUN ▶	E143	POWER ON	E178	SOFT STOP	E292		
FOR-AUTO-REV ▶	E252	JOG-STOP-RUN ▶	E144	PULL TO START	E180	SPEED	E293		

\* Items in grey shaded table cells only available on legend plates. Not available as laser-engraved text on button caps, illuminated push button diffusers, or pilot light diffusers.

※ Not available on -11 or -17 legend plates.

♣ Not available on -35 legend plates.

§ Not available on -34 legend plates.

▶ Not available on -42 legend plates.

Legend Texts, Continued  
Standard Text, Continued\*  
French

Marking	Suffix No.	Marking	Suffix No.	Marking	Suffix No.	Marking	Suffix No.	Marking	Suffix No.
A-COUPS	F138	AVANT-ARRÊT-ARRIÈRE➤	F122	DESCENDRE➤	F110	HORS MANUEL	F249	MARCHE-ARRÊT➤	F211
ACCU-STOP➤	F280			DROIT	F191	LENT	F201	MONTER	F182
ARRIÈRE	F188	AVANT-ARRIÈRE➤	F124	EN	F247	LENT-ARRÊT-VITE➤	F205	OUVRIR	F170
ARRÊT	F163	AV-ARR➤	F290	EN CIRCUIT	F245	M FORCEE	F284	PANNE	F113
ARRÊT D'ENTR	F289	AV-HORS-ARR➤	F253	EN MANUEL	F250	MANUEL	F126	RAP-HORS-LENT➤	F285
ARRÊT DOUX	F288	BAS	F148	FERMER	F107	MANUEL-ARRÊT-AUTO➤	F128	RAPIDE	F114
ARRÊT D'URGENCE➤	F112	BAS-ARRÊT-HAUT➤	F150	FREINAGE➤	F105			RÉGLER	F198
ARRÊT-MANUEL	F251	DEMAR. D-ENTR	F283	GAUCHE	F145	MANUEL-AUTO➤	F127	SURCHARGE➤	F254
ARRÊT-MARCHE➤	F165	DEMAR.-MAN.	F252	HAUT	F129	MANUEL-HORS-AUTO➤	F157	VARIATEUR ALIMENTÉS*➤	F293
ARRÊT POMPE	F286	DÉRIV-ARRÊT-EFN§*➤	F294	HAUT-HORS-BAS➤	F131			VIT. ATTEINT	F281
AUTO	F101	DÉRIV ARRÊT§*➤	F295	HORS	F246	MARCHE	F166	VIT. LENTE	F287
AUTO-MANUEL➤	F282	DÉRIV MARCHE§*➤	F296	HORS CIRCUIT	F244	—	—	VITESSE	F291
AVANT	F120	DÉRIVATION ALIMENTÉS*➤	F292	HORS-EN➤	F248	—	—	—	—

Spanish

Marking	Suffix No.	Marking	Suffix No.	Marking	Suffix No.	Marking	Suffix No.	Marking	Suffix No.
ABRIR	S170	ARRANQUE	S166	DERECHA	S191	MARCHA	S208	PARADA-MARCHA➤	S165
ADELANTE➤	S120	ATRÁS	S188	EN SERVICIO➤	S243	MARCHA-PARO➤	S211	PARO	S163
ADELANTE-ATRÁS➤	S124	BAJADA	S152	IZQUIERDA➤	S145	PARADA	S212	SUBIDA	S182
ADELANTE-PARADA-ATRÁS➤	S123	BAJAR	S110	MANUAL	S126	PARADA DE EMERGENCIA➤	S112	SUBIR	S223
			CERRAR	S107	MANUAL-AUTO➤			S127	—

German

Marking	Suffix No.	Marking	Suffix No.	Marking	Suffix No.	Marking	Suffix No.	Marking	Suffix No.
AB	G110	EINRICHTEN➤	G198	LANGSAM	G201	ÖFFNEN	G170	VOR	G120
AUF	G223	HAND	G126	LINKS	G145	RECHTS	G191	VOR-AUS-ZURÜCK➤	G122
AUS	G163	HAND-AUS-AUTO➤	G128	LINKS-RECHTS➤	G146	SCHNELL	G114	VOR-ZURÜCK➤	G124
AUS-EIN➤	G165	HAND-AUTO➤	G127	NIEDRIG*‡	G148	SENKEN	G152	ZU	G107
BETRIEB	G243	HEBEN	G182	NIEDRIG-AUS-HOCH➤	G150	STÖRUNG	G113	ZURÜCK	G188
EIN	G166	HOCH	G129	NOT AUS	G112	—	—	—	—

Italian

Marking	Suffix No.	Marking	Suffix No.	Marking	Suffix No.	Marking	Suffix No.	Marking	Suffix No.
ABBASSARE➤	T152	AVANTI-DISINS-INDIETRO➤	T122	DISCESA	T110	IN SERVIZIO➤	T243	MARCIA-ARRESTO➤	T211
ALTO	T129			DISINS-INS➤	T165	LENTO	T201	PREPARARE➤	T198
APRIRE	T223	AVANTI-INDIETRO➤	T124	DISINSERITO➤	T163	MANUALE	T126	RAPIDO	T114
ARRESTO	T212	BASSO	T148	DISTURBO➤	T113	MANUALE-AUTO➤	T127	ROTAZIONE CW➤	T246
ARRESTO EMERGENZA➤	T112	BASSO-DISINS-ALTO➤	T150	EMERGENZA➤	T248	MANUALE-DISINS-AUTO➤	T128	ROTAZIONE CCW➤	T247
			DESTRA	T191	INDIETRO➤			T188	SALITA
AUTOMATICO➤	T101	CHIUDERE➤	T107	INSERITO➤	T166	MARCIA	T208	SINISTRA➤	T145
AVANTI	T120	—	—	—	—	—	—	—	—

Swedish

Marking	Suffix No.	Marking	Suffix No.	Marking	Suffix No.	Marking	Suffix No.	Marking	Suffix No.
BACK	N188	HÖGER	N191	NERN	110	UPP	N223	VÄNSTER	N145
FRAM	N120	—	—	—	—	—	—	—	—

\* Items in grey shaded table cells only available on legend plates. Not available as laser-engraved text on button caps, illuminated push button diffusers, or pilot light diffusers.

§ Not available on -34 legend plates.

\* Not available on -35 legend plates.

➤ Not available on -42 legend plates.

‡ Only available on legend plates and AD2 or AD4 diffusers.