












	Description		Cat. No.
 Universal Mounting Strip	Relay Rail Simplifies panel layout. These indexed strips are easily cut to the required length and bolted, riveted, or spot-welded in place. Relays are installed adjacent to one another on the mounting strip with the captive mounting screws provided. Rows of relays on Relay Rail form their own wiring trough. Can be used with the following relays: 700P, 700-PK, 700PH, 700S-P, 700N, 700-R, 700-RTC	Relays per strip 4 8 12 16	700-MP4 700-MP8 700-MP12 700-MP16
 Cat. No. 700-DRA	DIN Rail Adapter	—	700-DRA
 Cat. No. 700-NA00	Front Deck Front decks can be attached to Bulletin 700 4-pole relays. Provides up to 4 additional convertible poles – without changing the mounting area.	Front Deck without Contact Cartridges	700-NA00
 Cat. No. 700-NA00	Standard Contact Cartridges Available for adding to both rear deck and front deck.	Rear Deck Contact Cartridge Front Deck Contact Cartridge	* 700-C1 * 700-C2
 Cat. No. 700-NA00	Gold-Plated Contact Cartridges May be used in low power circuits to improve reliability. Good for long term storage, because gold resists corrosion.	Rear Deck Contact Cartridge Front Deck Contact Cartridge	* 700-C1X * 700-C2X
 Cat. No. 700-NA00	Logic Reed Cartridges Cartridges are hermetically sealed contact for low energy switching.	Rear Deck Contact Cartridge (150V AC, 150 mA, 8VA Max.) (30V DC, 60 mA Max.)	* 700-C1R
 Cat. No. 700-NA00	Bifurcated Contact Cartridges Cartridges are less apt to open because of vibration and shock.	Rear Deck Contact Cartridge Front Deck Contact Cartridge	* 700-C1B * 700-C2B
 Cat. No. 700-C11Z	Overlap Contact Cartridges Cartridges are available in pairs. The N.O. contact closes before the N.C. contact opens. 300V AC max. 125V DC max.	Rear Deck Contact Cartridge (1 pair in a package) Front Deck Contact Cartridge (1 pair in a package)	* 700-C11Z * 700-C22Z
Timing Unit Replacement (Bifurcated) Contact Cartridge for Bulletin 700-NT relay		Timing Unit Deck Contact Cartridge	* X-457011
 Cat. No. 700-N4,-N3	Jumpers (Not applicable for Bulletin 700-PH or -PK relays) – For connection between a middle pole and an outer pole on the left or right side of the relay.	Jumper for middle pole to outer poles Jumper for middle poles	700-N3 700-N4
Gold-Plated Contact Timing Unit Replacement Cartridge		—	* 40163-447-03
 Cat. No. 700-N5 Cat. No. 700-N24	Surge Suppressors (RC Circuit) — Surge suppressors reduce the high transient voltages generated when the coil circuit is opened. These suppressors can be used with Bulletin 700-P, -PH, -PK, and -N relays, and other electromechanical devices. They contain a resistor and capacitor. Maximum ratings: 150V, AC or DC, 35 VA. Cat. No. 700-N5 requires 1 in. additional depth of enclosure.	For mounting behind relay (1 in. additional depth needed) For mounting on coil terminal	700-N5 700-N24
 Cat. No. 700-N21	Check Out Tool Mechanically maintains the Bulletin 700-N relay in operated position.	Check Out Tool for Bulletin 700-N AC relay	700-N21

* All contact cartridges are convertible (N.O. or N.C.).