


NEMA Non-Combination Contactors/Starters and Combination Contactors/Starters



Contactor Accessories

For use on Bulletins 500, 500F, 500L, 500FL, 500LP, 502, 502L, 503, 503L, 505, 505V, 506, 506X, 507, 507X, 509, 512, 512H, 512M, 512V, 513, 513H, 513M, 513V, 520, 520V, 522, 523, 530, 532, 533, 540, 542, 543, 570, 572, 573, 1242, 1243, 1272, 1273, 1282, 1283, 1232X, 1233X, and 1233V

Description	NEMA Size	Cat. No.	
	0...1	Coils (60 Hz) 115...120V	CB-236
		200...208V	CB-249
		230...240V	CB-254
		460...480V	CB-273
		575...600V	CB-278
	2	115...120V	CC-236
		200...208V	CC-249
		230...240V	CC-254
		460...480V	CC-273
		575...600V	CC-278
	3	115...120V	CD-236
		200...208V	CD-249
		230...240V	CD-254
		460...480V	CD-273
		575...600V	CD-278
4	115...120V	CE-236	
	200...208V	CE-249	
	230...240V	CE-254	
	460...480V	CE-273	
	575...600V	CE-278	
5 (SER. L)	115...120V	AF-236	
	200...208V	AF-249	
	230...240V	AF-254	
5	460...480V	AF-273	
575...600V	AF-278		

Note: For complete listing of coils available, see page 1-157



Surge Suppressor — Made to be easily mounted directly across the coil terminals of contactors and starters with 120V or 240V AC coils. The purpose of the suppressor is to limit voltage transients for applications requiring interface with solid-state components. One suppressor is required per coil.


	RC Module AC Operating Mechanism 24...48V AC, 50/60 Hz	00*	100-FSC48
	110...280V AC, 50/60 Hz		100-FSC280
	380...480V AC, 50/60 Hz		100-FSC480
	Varistor Module AC/DC Operating Mechanism 12...55V AC/ 12...77V DC	00*	100-FSV55
	56...136V AC/ 78...180V DC		100-FSV136
	137...277V AC/ 181...350V DC		100-FSV277
	278...575V AC		100-FSV575
	12...120V AC		599-K04
240...264V AC Varistor	0...5	599-KA04	
		12...120V AC	199-FSMA1*
		12...120V AC Varistor	199-GSMA1‡
120V AC	7...8	700-N24	

Cat. No. 100-FSC280

Cat. No. 599-K04

* For non-combination starters only.
* For use on the interposing relay.
‡ For use on the contactor or starter.

Description	NEMA Size	Cat. No.	
	Terminal and Lug Covers Line side terminal covers	0...1	599-TC01N
		2	599-TC2N
		3	599-TC3N
		4	599-TC4N
		5	599-TC5N
	Line side terminal covers (reversing)	0...1	599-TC01R
		0...2	599-TP02
Tie Point Terminal		3...5	599-TP34

Description	For Use With	No. of Poles	NEMA Size	Cat. No.			
	500/F/FL, 500L, 500LP, 505	3	0...1	599-PC01			
				509, 505, 520E (2), 520F/G	3	0...1	599-PS01 ➤
							500L, 500LP
	520F/G	5	0...1	599-PS01-5 ➤			
	500/F/FL, 500L, 500LP, 505	3	2		599-PC2		
					509, 505, 520E (2), 520F/G	3	2
	500L, 500LP	5	2		599-PC2-5 ‡		
	520F/G	5	2		599-PS2-5 ➤		
	500/F/FL, 500L, 500LP, 505	3	3		599-PC3		
					509, 505, 520E (2), 520F/G	3	3
	500L, 500LP	5	3		599-PC3-5 ‡		
	520F/G	5	3		599-PS3-5 ➤		
	500/F/FL, 500L, 500LP, 505	3	4		599-PC4		
					509, 505, 520E (2), 520F/G	3	4
	500L, 500LP	5	4		599-PC4-5 ‡		
520F/G	5	4		599-PS4-5 ➤			
500/F/FL, 500L, 500LP	3	5		599-PC5			
				509	3	5	

‡ Used on 5-pole contactors and starters.
➤ Bul. 592 Eutectic alloy or solid-state overload relays.