

Product Selection

Selection Guide for Receiver

Operating Range	Connection Type	Cat. No.
0.5...20 m (1.64...65.5)	Terminal chamber with cable gland (PG13.5 thread)	440L-R4F0020Q
15...70 m (49.2...300 ft)		440L-R4F1570Q

Selection Guide for Transmitter






Operating Range	Connection Type	Cat. No.
0...70 m (0...300 ft)	Terminal chamber with cable gland (PG13.5 thread)	440L-T4F2070Q

Recommended Logic Interfaces

Description	Safety Outputs	Auxiliary Outputs	Terminals	Reset Type	Power Supply	Cat. Page No.	Cat. No.
Single-Function Safety Relays for 2 N.C. Contact Switch							
MSR127RP	3 N.O.	1 N.C.	Removable (Screw)	Monitored Manual	24V AC/DC	5-26	440R-N23135
MSR127TP	3 N.O.	1 N.C.	Removable (Screw)	Auto./Manual	24V AC/DC	5-26	440R-N23132
MSR126	2 N.O.	None	Fixed	Auto./Manual	24V AC/DC	5-24	440R-N23117
Modular Safety Relays							
MSR210P Base 2 N.C. only	2 N.O.	1 N.C. and 2 PNP Solid State	Removable	Auto./Manual or Monitored Manual	24V DC from the base unit	5-82	440R-H23176
MSR220P Input Module	—	—	Removable	—	24V DC	5-86	440R-H23178
MSR310P Base	MSR300 Series Output Modules	3 PNP Solid State	Removable	Auto./Manual Monitored Manual	24V DC	5-102	440R-W23219
MSR320P Input Module	—	2 PNP Solid State	Removable	—	24V DC from the base unit	5-106	440R-W23218
Muting Modules							
MSR22LM	2 N.O.	1 N.C.	Removable	Auto./Manual	24V DC	5-48	440R-P23071
MSR42 (requires optical interface to configure 445L-AF6150	2 PNP	2 PNP, configurable	Removable	Auto./manual or manual monitored	24V DC	5-52	440R-P226AGS-NNR

Note: The use of a category 4 safety relay module does not improve the category rating of the safety system beyond the Category 2 rating of the Type 2 light curtain in use.

Accessories

	Description	Cat. No.
	Laser alignment tool	440L-ALAT
	Adaptor for alignment aid on AAC	440L-ALBRK1
	Mounting bracket for AAC	440L-AMBRK4
	Corner mirror for scanning range 0...30 m	440L-AMIRR1
	Mounting kit for 440L-AMIRR1	440L-AMKIT
	Mounting bracket for mirror 440L-AMIRR1	440L-AMBRK1
	Glass corner mirror, 45° angle 0...30 m	440L-AMIRR2