

Bulletin 194E Open and Enclosed Switch Kits

Cat. No. Explanation



194E - Y 32 - 1753 - 6N

a b c d


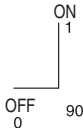
| <i>a</i> | | <i>b</i> | | <i>c</i> | | <i>d</i> | |
|----------|---|----------|-----------|----------|---------------------|----------|--|
| Code | Installation Type | Code | Load Size | Code | Configuration | Code | Handle Style |
| A | Base/DIN Mounting, open type switch | 16 | 16 A* | 1753 | 3-Pole OFF/ON (90°) | 4N | 194E-HE4N-175 (use with 16 A Switch) |
| E | Front/Door Mounting, open type switch | 25 | 25 A | 1756 | 6-Pole OFF/ON (90°) | 4G | 194E-HE4G-175 (use with 16 A Switch) |
| Y | Enclosed Base Mounting Switch With Handle (Uses IP66 ABS thermoplastic enclosure) | 32 | 32 A | | | 4A | 194L-HE4A-175 (use with 16...100 A Switch) |
| | | 40 | 40 A | | | 6N | 194L-HE6N-175 (use with 25...100 A Switch) |
| | | 63 | 63 A | | | 6G | 194L-HE6G-175 (use with 25...100 A Switch) |
| | | 80 | 80 A | | | 6A | 194L-HE6A-175 (use with 25...100 A Switch) |
| | | 100 | 100 A | | | | |

* For 16 A Enclosed Switch: use "16M" (3-pole enclosure has M16/20 knockouts, 6-pole 16 A enclosure has M25/32 knockouts). For 25/32 A Enclosed Switch with M20/25 metric knockouts: use "25M" or "32M".



Frequently Ordered Switch Kits — OFF-ON Front- and Base-Mounted 3-Pole Switch With Cat. No. 194L-HE6N-175 Red/Yellow Handle

| | Function Switching Angle | Rated Current [A] | AC23A Rated Power [kW] at 690V AC | HP @ 480V AC 60 Hz, 3 Ø | Base-Mounted Cat. No. | Front-Mounted Cat. No. |
|--|--|-------------------|-----------------------------------|-------------------------|-------------------------|-------------------------|
|  |  | 25 | 7.5 | 10 | 194E-A25-1753-6N | 194E-E25-1753-6N |
| | | 32 | 11 | 15 | 194E-A32-1753-6N | 194E-E32-1753-6N |
| | | 63 | 18.5 | 25 | 194E-A63-1753-6N | 194E-E63-1753-6N |

Base-Mounting Distribution Switches (handles are pre-assembled to switch)

| | Function Switching Angle | No. of Circuits | Contact Target | | Handle Color | Legend Plate Marking | Lockable (One Padlock) | Rated Current [A] | AC23A Rated Power [kW] at 690V AC | Hp @ 480V AC 60 Hz, 3 Ø | Cat. No. |
|---|---|-----------------|----------------|-------------|--------------|----------------------|------------------------|-------------------|-----------------------------------|-------------------------|------------------------|
| | | | OFF/0 | ON/1 | | | | | | | |
|  |  | 1 2 3 | O O O | X X X | Red/Yellow | 0-1 | Yes | 25 | 11 | — | 194E-A25-1753-R |
| | | | | | Black/Grey | 0-1 | No | | | | 194E-A25-1753-Q |
| | | | | | Red/Yellow | 0-1 | Yes | 32 | 15 | — | 194E-A32-1753-R |
| | | | | | Black/Grey | 0-1 | No | | | | 194E-A32-1753-Q |

Frequently Ordered Enclosures — 3- and 6-Pole Enclosed Switches With Cat. No. 194L-HE6N-175 Red/Yellow Operating Handles

| | No. of Poles | Function Switching Angle | Rated Current [A] | Handle Color | Cat. No. |
|---|--------------|---|-------------------|--------------|-------------------------|
|  <p>Uses Base-Mounted Switches</p> | 3 |  | 16 | Red/Yellow | 194E-Y16-1753-4N |
| | | | 25 | | 194E-Y25-1753-6N |
| | | | 32 | | 194E-Y32-1753-6N |
| | | | 40 | | 194E-Y40-1753-6N |
| | 6 | | 25 | Red/Yellow | 194E-Y25-1756-6N |

