

Three Phase Power Cordsets and Patchcords - Drop Cables

10 A, TC-ER/STOOW PVC

Drop Cables



Specifications

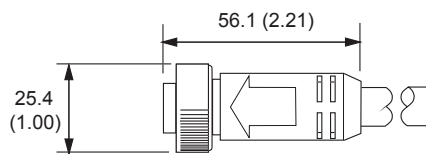
Certifications	UL
Standards Compliance	UL 2237
Mechanical	
Coupling Nut	Black Anodized Aluminum
Housing	Black PVC
Insert	Black PVC
Cable Diameter	0.43 in. +/- 0.12 in. (10.9 mm +/- 0.5 mm)
Electrical	
Contacts	Brass with Gold over Nickel Plating
Cable	Black PVC, dual rated UL TC/Open Wiring and STOOW
Cable Rating	600V AC/DC
Assembly Rating	600V @ 10 A, Symmetrical Amps RMS Fault: 65 kA when used with Class CC, T, or J type fuses
Environmental	
Enclosure Type Rating	IP67, NEMA 4 & 6P; 1200 psi washdown
Operating Temperature	UL Type TC 600V 90 °C Dry 75 °C Wet, Exposed Run (ER) or MTW 600V 90 °C or STOOW 105 °C 600V - CSA STOOW 600V FT2

Features

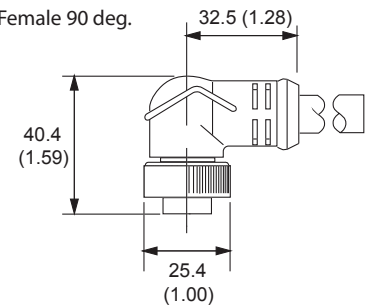
- Rated for motor branch circuits per UL 2237
- One-piece molded design
- Can be used as a trunk cable for 10 A rated ArmorStart Distributed Motor Controller

Dimensions—mm (inches)

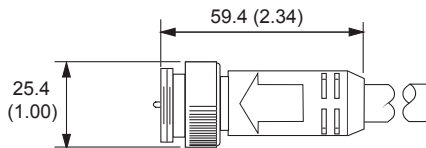
Female straight



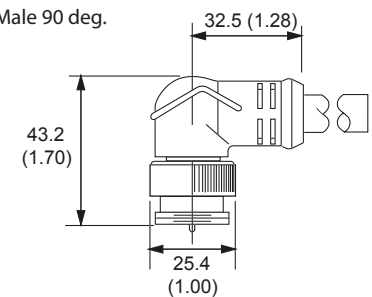
Female 90 deg.




Male straight




Male 90 deg.



Dimensions are approximate. Illustrations are not drawn to scale.





Example of Cordset

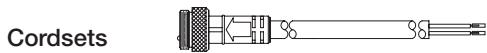


Example of Patchcord

Pinout and Color Code

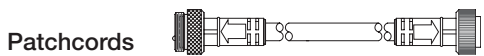
		Face View Pinout	
		4-Pin	
		 Female	 Male
Color Code		1 Black 2 White	3 Red 4 Green/Yellow Extended PIN

Product Selection



Pin Count	Assembly Rating	Cat. No.			
		Straight Female	Right-Angle Female	Straight Male	Right-Angle Male
4-Pin	600V, 10 A	280-PWRM22E-M*	280-PWRM22F-M*	280-PWRM22G-M*	280-PWRM22H-M*

* Replace symbol with 05 (0.5 m(1.62 ft)), 1(1 m(3.3 ft)), 015(1.5 m(4.9 ft)),2(2 m(6.5 ft)),025 (2.5 m(8.1 ft)), 3 (3 m(9.8 ft)), 4 (4 m(13.1 ft)), 6 (6 m(19.7 ft)),8(8 m(26.2 ft)),10 (10 m(32.8 ft)), 12 (12 m (39.4 ft)), 14 (14 m(45.9 ft))



Pin Count	Assembly Rating	Cat. No.			
		Straight Female Straight Male	Right-Angle Female Straight Male	Straight Female Right-Angle Male	Right-Angle Female Right-Angle Male
4-Pin	600V, 10 A	280-PWRM22A-M*	280-PWRM22B-M*	280-PWRM22C-M*	280-PWRM22D-M*

* Replace symbol with 05 (0.5 m(1.62 ft)), 1(1 m(3.3 ft)), 015(1.5 m(4.9 ft)),2(2 m(6.5 ft)),025 (2.5 m(8.1 ft)), 3 (3 m(9.8 ft)), 4 (4 m(13.1 ft)), 6 (6 m(19.7 ft)),8(8 m(26.2 ft)),10 (10 m(32.8 ft)), 12 (12 m (39.4 ft)), 14 (14 m(45.9 ft))