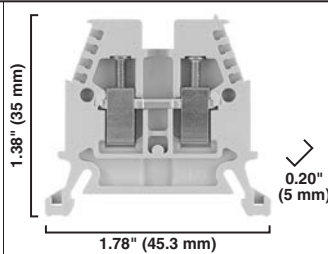
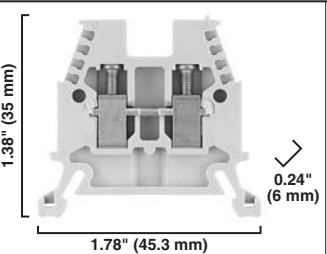
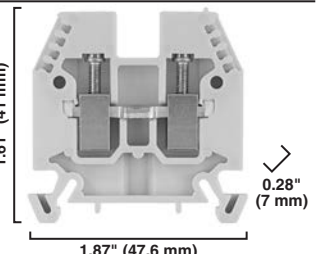














Screw Connection Terminal Blocks

Space-Saver Feed-Through Blocks

	1492-W3				1492-W4				1492-W6			
Dimensions are not intended to be used for manufacturing purposes. Note: Height dimension is measured from top of rail to top of terminal block.												
	Single-circuit terminal block.				Single-circuit terminal block.				Single-circuit terminal block.			
Specifications												
Certifications												
Voltage Rating	600V AC/DC	800V AC/DC	600V AC/DC	550V AC/DC	600V AC/DC	800V AC/DC	600V AC/DC	550V AC/DC	600V AC/DC	800V AC/DC	600V AC/DC	550V AC/DC
Maximum Current	20 A	24 A	20 A	24 A	30 A	32 A	30 A	32 A	40 A	41 A	40 A	41 A
Wire Range (Rated Cross Section)	#30...14 AWG	0.5...2.5 mm ²	#22...14 AWG	2.5 mm ²	#22...10 AWG	0.5...4.0 mm ²	#22...10 AWG	4.0 mm ²	#22...10 AWG	0.5...6.0 mm ²	#22...10 AWG	6.0 mm ²
Wire Strip Length	0.39 in. (10 mm)				0.35 in. (9 mm)				0.47 in. (12 mm)			
Recommended Tightening Torque	5.0...5.6 lb•in (0.6 N•m)				5.0...5.6 lb•in (0.6 N•m)				5.6...6.8 lb•in (0.7 N•m)			
Density	61 pcs/ft (200 pcs/m)				50 pcs/ft (166 pcs/m)				43 pcs/ft (142 pcs/m)			
Housing Temperature Range	-40...+195 °F (-40...+90 °C)				-40...+195 °F (-40...+90 °C)				-40...+195 °F (-40...+90 °C)			
Terminal Blocks	Cat. No.	Pkg Qty.	Cat. No.	Pkg Qty.	Cat. No.	Pkg Qty.	Cat. No.	Pkg Qty.	Cat. No.	Pkg Qty.	Cat. No.	Pkg Qty.
Color:	Grey	1492-W3	50	1492-W4	50	1492-W6	50	1492-W6-RE	50	1492-W6-RE	50	1492-W6-RE
	Red	1492-W3-RE	50	1492-W4-RE	50	1492-W6-B	50	1492-W6-B	50	1492-W6-B	50	1492-W6-B
	Blue	1492-W3-B	50	1492-W4-B	50	1492-W6-BL	50	1492-W6-BL	50	1492-W6-BL	50	1492-W6-BL
	Black	1492-W3-BL	50	1492-W4-BL	50	1492-W6-G	50	1492-W6-G	50	1492-W6-G	50	1492-W6-G
	Green	1492-W3-G	50	1492-W4-G	50	1492-W6-Y	50	1492-W6-Y	50	1492-W6-Y	50	1492-W6-Y
	Yellow	1492-W3-Y	50	1492-W4-Y	50	1492-W6-OR	50	1492-W6-OR	50	1492-W6-OR	50	1492-W6-OR
	Orange	1492-W3-OR	50	1492-W4-OR	50	1492-W6-BR	50	1492-W6-BR	50	1492-W6-BR	50	1492-W6-BR
	Brown	1492-W3-BR	50	1492-W4-BR	50	1492-W6-W	50	1492-W6-W	50	1492-W6-W	50	1492-W6-W
	White	1492-W3-W	50	1492-W4-W	50							
Accessories	Cat. No.	Pkg Qty.	Cat. No.	Pkg Qty.	Cat. No.	Pkg Qty.	Cat. No.	Pkg Qty.	Cat. No.	Pkg Qty.	Cat. No.	Pkg Qty.
Mounting Rails:												
1 m Symmetrical DIN (Steel)	199-DR1	10	199-DR1	10	199-DR1	10	199-DR1	10	199-DR1	10	199-DR1	10
1 m Symmetrical DIN (Aluminum)	1492-DR5	10	1492-DR5	10	1492-DR5	10	1492-DR5	10	1492-DR5	10	1492-DR5	10
1 m Hi-Rise Sym. DIN (Aluminum)	1492-DR6	2	1492-DR6	2	1492-DR6	2	1492-DR6	2	1492-DR6	2	1492-DR6	2
1 m Angled Hi-Rise Sym. DIN (Steel)	1492-DR7	2	1492-DR7	2	1492-DR7	2	1492-DR7	2	1492-DR7	2	1492-DR7	2
End Barrier	1492-EB3	50	1492-EB3	50	1492-EB3	50	1492-EB3	50	1492-EB10	50	1492-EB10	50
End Anchors and Retainers:												
Screwless End Retainer	1492-ERL35	20	1492-ERL35	20	1492-ERL35	20	1492-ERL35	20	1492-ERL35	20	1492-ERL35	20
DIN Rail — Normal Duty	1492-EAJ35	100	1492-EAJ35	100	1492-EAJ35	100	1492-EAJ35	100	1492-EAJ35	100	1492-EAJ35	100
DIN Rail — Heavy Duty	1492-EAHJ35	50	1492-EAHJ35	50	1492-EAHJ35	50	1492-EAHJ35	50	1492-EAHJ35	50	1492-EAHJ35	50
Jumpers:												
Insulated Side Jumper	1492-SJ5-10 (10-pole)	10	1492-N42 (2-pole)	50	1492-SJ6-10 (10-pole)	10	—	—	—	—	—	—
Center Jumper — 50-pole	1492-CJ5-50	5	1492-CJ6-50	5	—	—	1492-CJ7-40	5	—	—	—	—
Center Jumper — 40-pole	—	—	—	—	—	—	1492-CJ7-10	10	—	—	—	—
Center Jumper — 10-pole	1492-CJ5-10	10	1492-CJ6-10	10	1492-CJ7-10	10	1492-CJ7-5	10	1492-CJ7-5	10	1492-CJ7-5	10
Center Jumper — 5-pole	1492-CJ5-5	10	1492-CJ6-5	10	1492-CJ7-4	10	1492-CJ7-4	10	1492-CJ7-3	10	1492-CJ7-3	10
Center Jumper — 4-pole	1492-CJ5-4	10	1492-CJ6-4	10	1492-CJ7-3	10	1492-CJ7-2	10	1492-CJ7-2	10	1492-CJ7-2	10
Center Jumper — 3-pole	1492-CJ5-3	10	1492-CJ6-3	10	1492-CJ7-2	10	1492-CJ7-1	10	1492-CJ7-1	10	1492-CJ7-1	10
Center Jumper — 2-pole	1492-CJ5-2	10	1492-CJ6-2	10	1492-CJ7-1	10	1492-CJ7-1	10	1492-CJ7-1	10	1492-CJ7-1	10
Center Jumper Link	1492-CJL5	10	1492-CJL6	10	1492-CJL7	10	1492-CJL7	10	1492-CJL7	10	1492-CJL7	10
Center Jumper Cover — White*	1492-CJCW5	20	1492-CJCW6	20	1492-CJCW6	20	1492-CJCW6	20	1492-CJCW6	20	1492-CJCW6	20
Other Accessories:												
Partition Plate	1492-PP3	50	1492-PP3	50	1492-PP3	50	1492-PP10	50	1492-PP10	50	1492-PP10	50
Separation Plate	1492-SP3	50	1492-SP3	50	1492-SP3	50	—	—	—	—	—	—
Test Plug	—	—	1492-TP28	10	1492-TP28	10	1492-TP28	10	1492-TP28	10	1492-TP28	10
Stackable Test Plug (with Legs)	—	—	1492-TP6EWL	10	1492-TP6EWL	10	—	—	—	—	—	—
Stackable Test Plug (without Legs)	—	—	1492-TP6E	10	1492-TP6E	10	—	—	—	—	—	—
Test Plug Adapter	1492-TA285	10	1492-TA40	10	1492-TA40	10	1492-TA40	10	1492-TA40	10	1492-TA40	10
Electrical Warning Plate (1-pole)	1492-EWP5	10	1492-EWP6	10	1492-EWP7	10	1492-EWP7	10	1492-EWP7	10	1492-EWP7	10
Electrical Warning Plate (4-pole)	1492-EWP5-4	10	1492-EWP6-4	10	1492-EWP7-4	10	1492-EWP7-4	10	1492-EWP7-4	10	1492-EWP7-4	10
Marking Systems:												
Snap-in Marker Cards	1492-MS5X12 (80/card)	5	1492-MS6X12 (80/card)	5	1492-MS6X12 (80/card)	5	1492-MS6X12 (80/card)	5	1492-MS6X12 (80/card)	5	1492-MS6X12 (80/card)	5

* May only be used as a marking surface. Cannot be installed over a center jumper.