

Bus Bars

1492-SP Bus Bars

Description	Pins	Rated Current [A] ‡	Pkg. Qty.	Cat. No. ★
1-Phase	57	100 A	1	1492-A1B1
	57	80 A	1	1492-A1B8
1-Phase with aux. contact	37	100 A	1	1492-A1B1H
	37	80 A	1	1492-A1B8H
2-Phase	56	100 A	1	1492-A2B1
	56	80 A	1	1492-A2B8
2-Phase with aux. contact	46	100 A	1	1492-A2B1H
	46	80 A	1	1492-A2B8H
3-Phase	57	100 A	1	1492-A3B1
	57	80 A	1	1492-A3B8
3-Phase with aux. contact	48	100 A	1	1492-A3B1H
	48	80 A	1	1492-A3B8H

★ cULus, UL508, EN 60947-1, CE Marked

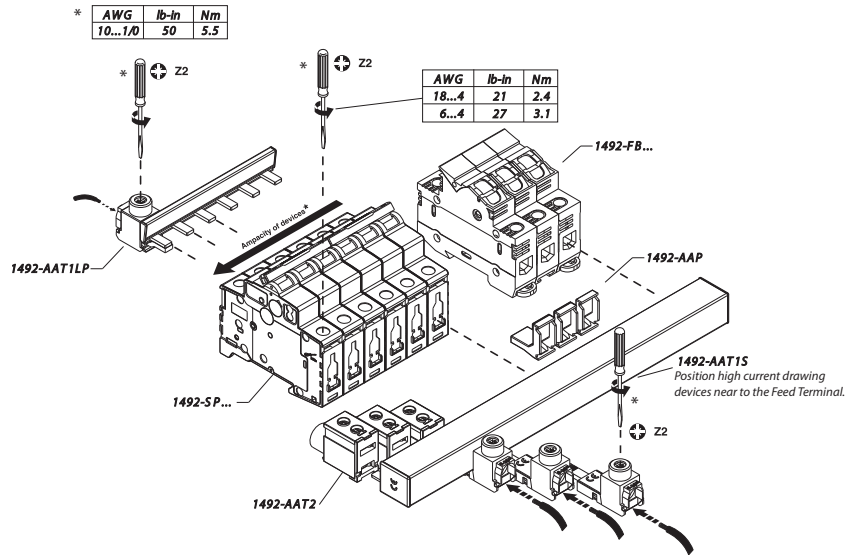
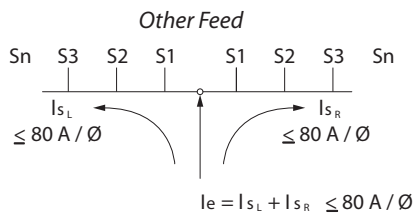
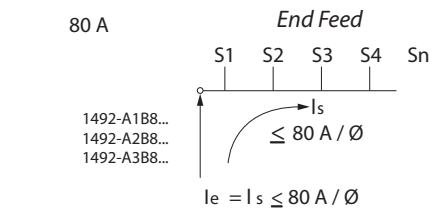
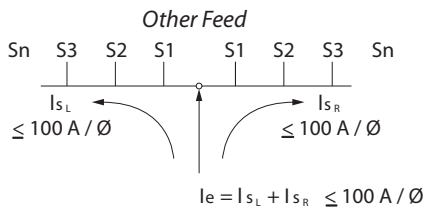
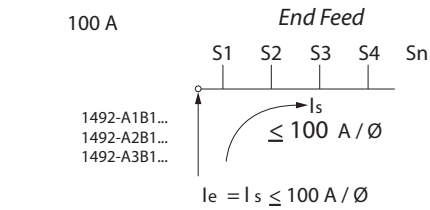
‡ Refer to the diagrams below for Feeder Terminal & Bus Bar Current Distribution

1492-SP Bus Bar Accessories

Description	Pkg. Qty.	Cat. No. ★
Terminal Power Feed, 35 mm ² , offset lug	10	1492-AAT1
Terminal Power Feed, 35 mm ² , straight lug	10	1492-AAT1S
Terminal Power Feed, 35 mm ² , offset lug, low profile	10	1492-AAT1LP
Dedicated Power Feed, 50 mm ²	10	1492-AAT2
End Cover for 1-phase bus bar	10	1492-A1E
End Cover for 2- or 3-phase bus bar	10	1492-AME
Protective Shroud for unused pins	10	1492-AAP

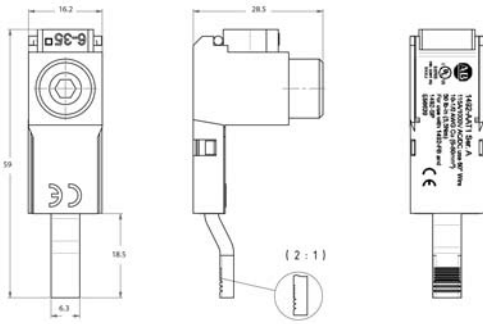
★ cULus, UL508, EN 60947-1, CE Marked

Feeder Terminal & Bus Bar Current Distribution

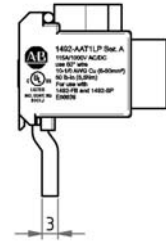
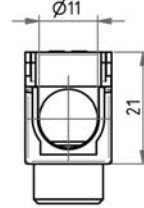


Bus Bar Accessory Approximate Dimensions

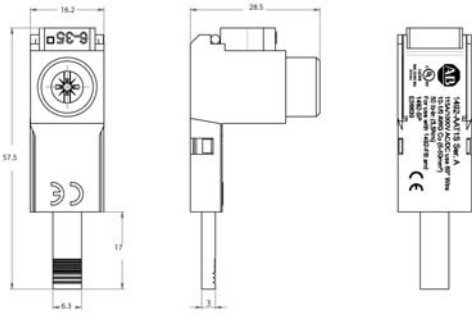
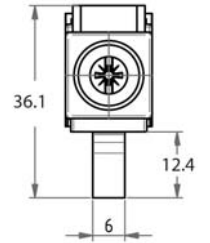
Note: Dimensions are shown in millimeters. Dimensions are not intended for manufacturing purposes.



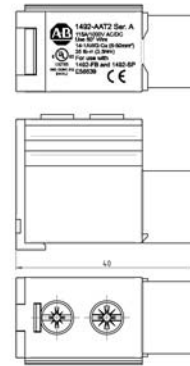
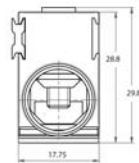
1492-AAT1



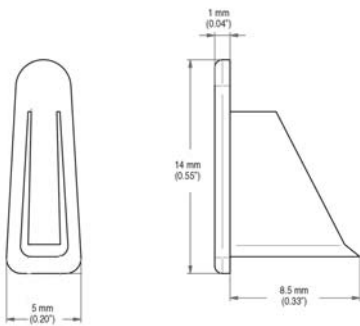
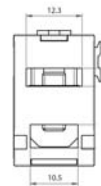
1492-AAT1LP



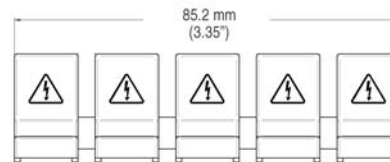
1492-AAT1S



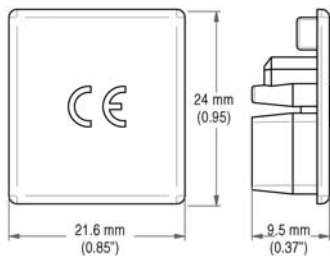
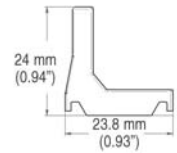
1492-AAT2



1492-A1E



1492-AAP



1492-AME