

**ELECTRONIC FLUORESCENT****PRODUCT  
OVERVIEW :**

Reliable and energy-efficient, Advance's broad line of standard electronic ballasts for T8 fluorescent lamps offers proven performance and fast payback of investment based on the up to 40% energy savings they drive relative to standard magnetic ballast models. A widely popular product that also qualifies for rebates by a host of utility demand-side management programs nationwide, Advance's line of standard electronic ballasts are ideal for a broad range of commercial retrofit and new construction applications.

With their high frequency operation providing quiet, flicker-free functioning, Advance's standard electronic ballasts can significantly reduce lighting costs when installed with modern, energy-efficient lamps in building retrofits. In addition, Advance's standard electronic ballasts fit the exact footprint of the magnetic ballasts they replace, enhancing ease of installation in retrofit applications.

# Standard

for (1), (2), (3) or (4) F32T8, F25T8 and F17T8 Lamps

*Instant Start Standard  
Electronic Ballasts***DESIGN HIGHLIGHTS:**

- Instant Start lamp ignition
  - Consumes less energy than Rapid Start ballasts
- 20ft. remote mounting/tandem wiring capability
  - Provides maximum application flexibility
- 0°F starting capability for standard lamps
  - Suitable for cold temperature applications
- <20% THD (>0.98 PF)
  - Delivers maximum system performance
  - Exceeds recommended utility guidelines for lighting systems
- Low profile housing
  - Promotes flexibility in fixture designs
  - Facilitates shipping, handling and installation
  - Physically interchangeable with standard electromagnetic and electronic ballasts
- Paralleled wired lamps
  - Independent lamp operation
  - Other lamps continue to operate when one fails
- Operates above 40kHz
  - Eliminates interference with Infrared Control Systems

**APPLICATIONS:**

- *General Lighting*
- *Board Rooms*
- *Executive Offices*
- *Conference Rooms*
- *Meeting Rooms*

# Standard

## BALLAST SPECIFICATIONS

### Section I - Physical Characteristics

- 1.1 The electronic ballast shall be physically interchangeable with standard electromagnetic and standard electronic ballasts.
- 1.2 The electronic ballast shall have a maximum height of 1.18 in. and maximum weight of 1.8 lbs.
- 1.3 The electronic ballast shall be furnished with integral leads, color-coded to ANSI C82.11.

### Section II - Performance Requirements

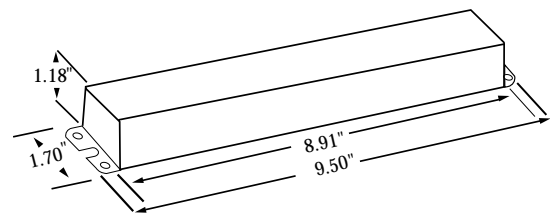
- 2.1 The electronic ballast shall operate from a nominal line voltage of 120 or 277 volts, +/-10%, 60Hz.
- 2.2 The electronic ballast input current shall have Total Harmonic Distortion (THD) of less than 20% when used with primary lamp.
- 2.3 The electronic ballast shall have a Power Factor greater than 98% when used with primary lamp.
- 2.4 The electronic ballast shall withstand a sustained short to ground or open circuit of any output leads.
- 2.5 Ballast shall have a Class A sound rating.
- 2.6 The electronic ballast output frequency to the lamps shall be above 40kHz to minimize interference with infrared control systems and eliminate visible flicker.
- 2.7 The electronic ballast shall meet ANSI C82.11.
- 2.8 The electronic ballast shall withstand transients specified in ANSI C62.41, Location Category A3.
- 2.9 The electronic ballast shall be Instant Start with independent lamp operation.
- 2.10 The electronic ballast shall have a Lamp Current Crest Factor of <1.7.

### Section III - Regulatory Requirements

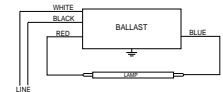
- 3.1 The electronic ballast shall meet the requirements of the Federal Communications Commission rules and regulations, Title 47 CFR part 18, for Non-Consumer equipment.
- 3.2 The electronic ballast shall comply with all applicable state and federal efficiency standards.
- 3.3 The electronic ballast shall be Underwriters Laboratories (UL) Listed (Class P) and Canadian Standards Association (CSA) Certified, where applicable.

### Section IV - Other

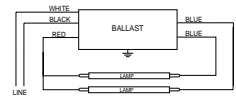
- 4.1 The electronic ballast shall be produced in a factory certified to ISO 9002 Quality System Standards.
- 4.2 The electronic ballast shall carry a five-year warranty from the date of manufacture. Warranty shall be valid for a maximum case temperature of 70°C.
- 4.3 The manufacturer shall have a fifteen-year history of producing electronic ballasts for the North American market.



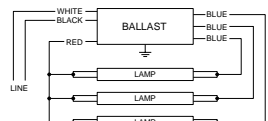
Dim. A



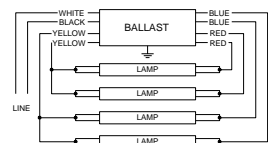
1-LAMP BALLAST



2-LAMP BALLAST



3-LAMP BALLAST



4-LAMP BALLAST

Lamp Data		Min. Start Temp. (F/C)	Input Volts	Catalog Number	Certifications	Line Current (Amps)	Input Power ANSI (Watts)	Ballast Factor	Max. THD %	Power Factor %	Dim.	Wiring Diagram	
No.	Watts												
F32T8, FB031T8, F32T8/U6													
1	32	0/-18	120	REL-1P32-SC	UL	CSA	0.27	32	0.92	20	0.98	A	1
			277	VEL-1P32-SC			0.12						
			120	REL-2P32-SC			0.34						
			277	VEL-2P32-SC			0.15						
2	32	0/-18	120	REL-2P32-SC	UL	CSA	0.49	58	0.88	20	0.98	A	2
			277	VEL-2P32-SC			0.21						
			120	REL-3P32-SC			0.54						
			277	VEL-3P32-SC			0.24						
3	32	0/-18	120	REL-3P32-SC	UL	CSA	0.17	85	0.88	20	0.98	A	3
			277	VEL-3P32-SC			0.31						
			120	REL-4P32-SC			0.79						
			277	VEL-4P32-SC			0.34						
4	32	0/-18	120	REL-4P32-SC	UL	CSA	0.94	112	0.88	20	0.98	A	4
			277	VEL-4P32-SC			0.41						

F25T8, FB024T8, F17T8: Consult Advance Atlas for Specifications

