

FEATURES & SPECIFICATIONS

INTENDED USE — The Avante 2x4 is a general lighting luminaire for large spaces including open offices, circulation areas, classrooms, libraries, cafeterias, airport ticketing and wait areas, and numerous other commercial applications. Static or air functions available. **Certain airborne contaminants can diminish integrity of acrylic.** [Click here for Acrylic Environmental Compatibility table for suitable uses.](#)

CONSTRUCTION — Housing is gloss white enamel on cold rolled steel. All edges hemmed or rounded. All shieldings pivot on light traps and swing down for easy lamp access. Molded light traps prevent light leaks between shielding and endplates.

All air and screw slot units supplied with screw-on tee bar clips. Ballast access is from below.

OPTICS — Twin matte white polyester powder paint finished reflectors provide uniform light distribution. Optimal low brightness diffuse aluminum stepped reflectors available.

All diffusers control direct light distribution and glare by shielding lamps from direct view.

Metal diffuser staggered round holes (MDR) 52% open perforated metal with .075" diameter holes backed with white acrylic diffuser.

Straight blade louver (SBL) sides of perforated metal with staggered round holes and solid blade louvered center. Sides and louver backed with white acrylic diffuser.

Metal diffuser aligned mini slots (MDM) 46% open perforated metal backed with white acrylic diffuser.

Acrylic diffuser prismatic lens (ADP) extruded acrylic lens backed with white acrylic diffuser.

Metal diffuser with center slots (MDC) 52% open metal, .075" diameter holes with 1" wide solid center. Slotted with 1/2" x 2" open slots. Diffuser is backed with white acrylic overlay.

ELECTRICAL — All ballasts supplied are class P, thermally protected, resetting, HPF, non-PCB, UL Listed, CSA certified. Ballasts are sound rated A. Standard combinations conform to UL 935.

INSTALLATION — Trims available for standard 1" and 9/16" tee bar or screw slot grids.

Fixtures can be row mounted end-to-end.

Drywall ceiling adaptors available.

LISTINGS — UL Listed to US and Canadian safety standards. Chicago plenum approved and NYC approved (see Options).

Avante is covered by one or more of the following patents: 5,988,829; 399,586; 411,641; 413,402; 2,212,513; 87,513.

WARRANTY — 1-year limited warranty. Complete warranty terms located at www.acuitybrands.com/CustomerResources/Terms_and_conditions.aspx

Actual performance may differ as a result of end-user environment and application.

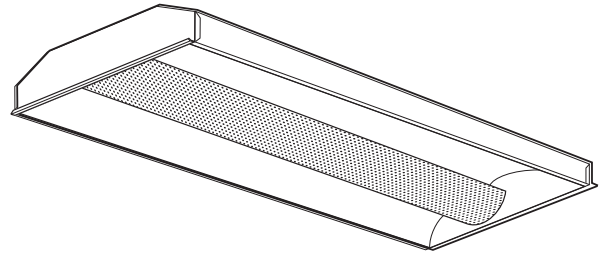
Note: Specifications subject to change without notice.

2AV 2'x4'

LINEAR FLUORESCENT

T8

1, 2 or 3 lamps



Specifications

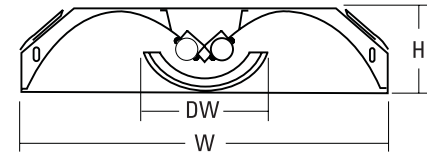
Length: 48 (121.9)

Width: 24 (61.0)

Diffuser width: 8 (20.3)

Depth: 5-1/2 (14.0)

5-7/8 (14.9) for air fixture



All dimensions are inches (centimeters) unless otherwise indicated.

ORDERING INFORMATION

For shortest lead times, configure product using **bolded options**.

Example: 2AV G 2 32 MDR MVOLT GEB10IS

2AV				32					
Series	Trim type	Air function	Number of lamps	Lamp type	Diffuser	Voltage	Options		
2AV 2' wide	G Grid trim ST Screw slot	(blank) Static (no air function) A Air return/supply	1	32 32W T8 (48")	MDR Metal diffuser, round holes	MVOLT ² 347	GEB10IS Electronic ballast, ≤ 10% THD, instant start		
			2					SBL Straight blade louver, round holes	Others available.
			3		MDC Metal diffuser, round holes with large center slots ¹		ADZT Advance "Mark VII" low voltage dimming		
			Not included		MDM Metal diffuser, mini slots		S5100 1.0 ballast factor, SIMPLY5™ system ³		
					ADP Acrylic diffuser, linear prismatic lens		ALG Acrylic litter guard ¹		
					Others available.		EL14 Emergency battery pack (nominal 1400 lumens, see Life Safety section)		
							GLR Internal fast-blow fuse ⁴		
							HW Hardwire for SIMPLY5™ system, replaces RELOC® wiring		
							PWS1836 6' prewire, 3/8" dia., 18-gauge, 3 wires		
							NY3 New York City approved		
							CP Chicago plenum approved		
							APB Air pattern control blades ¹		
							<u>Reflector option</u>		
							ASR Aluminum stepped reflector		

Notes

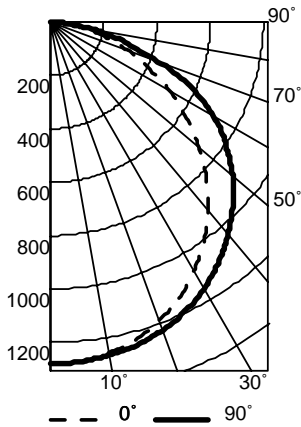
- 1 Refer to options and accessories section for more detailed information.
- 2 MVOLT (120 - 277 volt).
- 3 SIMPLY5™ system includes 13' S5SSC RELOC wiring system. Specify voltage unless HW (hardwire) or PWS1836 is ordered.
- 4 Must specify voltage, 120 or 277.

Accessories: Order as separate catalog number.

DGA24 Drywall ceiling adapter, unit installation. Use G trim plus DGA accessory for fixture trim flange and fixture support in plaster or plasterboard ceilings.

2AV 2x4 Direct/Indirect Lighting

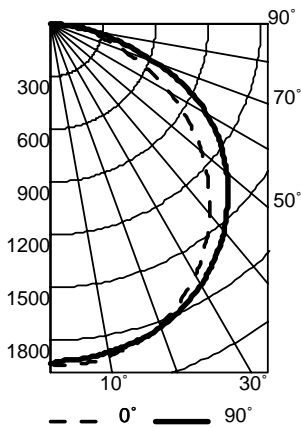
2AV G 2 32 MDR, (2) 32W T8 lamps, 2850 lumens per lamp, s/m 1.2 (along) 1.3 (across), test no. LTL 10121



CP Summary		pf	Coefficients of Utilization									Zonal Lumen Summary				
0°	90°		80%			70%			50%			Zone	Lumens	% Lamp	% Fixture	
		pc	pw	70%	50%	30%	50%	30%	10%	50%	30%	10%				
0°	1280	1280	0	81	81	81	79	79	79	76	76	76	0° - 30°	1010	17.7	26.0
5°	1279	1277	1	74	71	68	69	66	64	66	64	62	0° - 40°	1669	29.3	43.0
15°	1233	1253	2	67	61	57	60	56	52	58	54	51	0° - 60°	3015	52.9	77.7
25°	1141	1194	3	61	54	48	53	47	43	50	46	42	0° - 90°	3882	68.1	100.0
35°	1005	1101	4	56	47	41	46	41	36	45	40	36	90° - 180°	0	0.0	0.0
45°	828	969	5	51	42	36	41	36	31	40	35	31	0° - 180°	3882	68.1	100.0
55°	623	806	6	47	38	32	37	31	27	36	31	27				
65°	406	590	7	44	34	28	34	28	24	33	27	24				
75°	211	291	8	41	31	25	31	25	21	30	25	21				
85°	46	64	9	38	29	23	28	23	19	27	22	19				
90°	0	0	10	36	26	21	26	21	17	25	21	17				

Efficiency: 68.1%

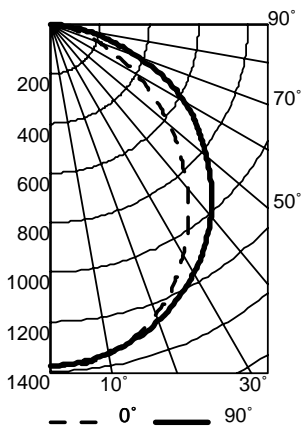
2AV G 3 32 MDR, (3) 32W T8 lamps, 2850 lumens per lamp, s/m 1.3 (along) 1.3 (across), test no. LTL 10155



CP Summary		pf	Coefficients of Utilization									Zonal Lumen Summary				
0°	90°		80%			70%			50%			Zone	Lumens	% Lamp	% Fixture	
		pc	pw	70%	50%	30%	50%	30%	10%	50%	30%	10%				
0°	1934	1934	0	81	81	81	79	79	79	76	76	76	0° - 30°	1529	17.9	26.2
5°	1941	1913	1	74	71	68	69	67	64	66	64	62	0° - 40°	2527	29.6	43.3
15°	1880	1871	2	67	62	57	60	56	52	58	54	51	0° - 60°	4552	53.2	78.0
25°	1747	1781	3	61	54	48	53	47	43	51	46	42	0° - 90°	5837	68.3	100.0
35°	1539	1632	4	56	48	41	47	41	37	45	40	36	90° - 180°	0	0.0	0.0
45°	1275	1435	5	51	42	36	42	36	31	40	35	31	0° - 180°	5837	68.3	100.0
55°	956	1179	6	47	38	32	37	32	27	36	31	27				
65°	611	849	7	44	34	28	34	28	24	33	28	24				
75°	298	431	8	41	31	26	31	25	21	30	25	21				
85°	66	90	9	38	29	23	28	23	19	28	23	19				
90°	0	0	10	36	27	21	26	21	17	26	21	17				

Efficiency: 68.3%

2AV G 3 32 MDR ASR, (3) 32W T8 lamps, 2850 lumens per lamp, s/m 1.2 (along) 1.3 (across), test no. LTL 10120



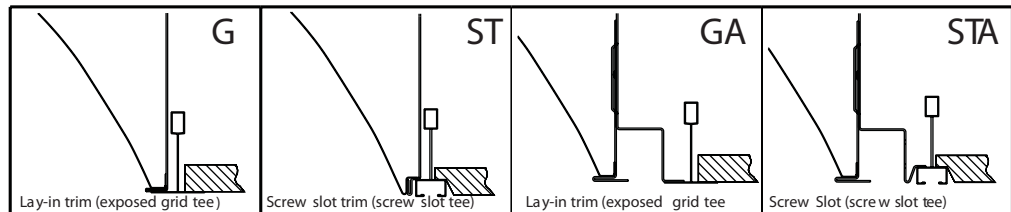
CP Summary		pf	Coefficients of Utilization									Zonal Lumen Summary				
0°	90°		80%			70%			50%			Zone	Lumens	% Lamp	% Fixture	
		pc	pw	70%	50%	30%	50%	30%	10%	50%	30%	10%				
0°	1377	1377	0	50	50	50	49	49	49	47	47	47	0° - 30°	1051	12.3	29.2
5°	1380	1370	1	46	44	42	43	41	40	41	40	39	0° - 40°	1697	19.9	47.1
15°	1309	1317	2	42	39	36	38	35	33	36	34	32	0° - 60°	2907	34.0	80.6
25°	1171	1223	3	38	34	31	33	30	28	32	29	27	0° - 90°	3606	42.2	100.0
35°	974	1090	4	35	30	26	30	26	24	29	26	23	90° - 180°	0	0.0	0.0
45°	745	920	5	32	27	23	26	23	20	26	23	20	0° - 180°	3606	42.2	100.0
55°	511	728	6	30	24	21	24	20	18	23	20	18				
65°	297	514	7	28	22	18	22	18	16	21	18	16				
75°	134	254	8	26	20	17	20	17	14	19	16	14				
85°	33	54	9	24	19	15	18	15	13	18	15	13				
90°	0	0	10	23	17	14	17	14	12	16	14	12				

Efficiency: 42.2%

For additional photometric information, visit our website at www.lithonia.com.

MOUNTING DATA

Ceiling Type	Appropriate Trim Type
Exposed grid tee (1' and 9/16")	G
Concealed grid tee	G
Screw slot	ST
Plaster or plasterboard	G*



*DGA accessory available to provide ceiling trim flange and fixture support for plaster or plasterboard ceiling. Recommended rough-in dimensions for DGA installation is 24-3/4" x 48-3/4" (Tolerance is +1/8", -0").