

OVERVIEW

The **CMR 9** Series Standard Range 360° occupancy sensor incorporates Passive Infrared (PIR) detection technology into an attractive line powered occupancy sensor that provides amazing sensitivity to small motions (e.g. hand movements) and excellent payback. The **CMR 9** is an economical solution for providing automatic lighting control where a wall switch replacement sensor is not applicable. With an integrated line switching relay, the **CMR 9** is perfect for applications where locating a power pack is difficult, such as retrofitting rooms with concrete or inaccessible ceilings. For rooms with obstructions, the **CMR PDT 9** Series sensor is recommended.

FEATURES

- Push- button programmable, adjustable time delays, and multiple operating modes
- 100 hr lamp burn-in timer
- No field calibration or sensitivity adjustments required
- No minimum load requirements

SPECIFICATIONS

Size:	4.55" diameter and 1.55" deep
Weight:	6 oz
Mounting:	3.5" octagon box, ceiling tile surface, single gang box
Color:	White
Maximum Load(per pole):	800W @ 120 VAC, 1200W @ 277 VAC, 1500W @ 347 VAC
Motor Load:	1/4 HP
Frequency:	50/60Hz
Dimming Load:	Sinks <20 mA; ~40 Ballasts @ .5 mA each
ROHS compliant	

Warranty

Five-year limited warranty. Complete warranty terms located at:

www.acuitybrands.com/CustomerResources/Terms_and_conditions.aspx

Note: Actual performance may differ as a result of end-user environment and application.

Specifications subject to change without notice.

ORDERING INFORMATION

AcuityControls

Sensor Switch™

CMR 9
CMR PDT 9
Standard Range 360° Sensor



CMR 9		Example: CMR 9 ADC LT	
Series	Detection Technology	Coverage Type	Relay
CMR Ceiling Mount Sensor	[blank] PIR PDT Dual Technology (PIR/ Microphonics)	9 Small Motion 360°	[blank] Single Relay 2P Dual Relays
Control Type	Voltage	Temp / Humidity	
[blank] None	[blank] 120/277 VAC	[blank] Standard	
D ¹ Occupancy Controlled Dimming	347 347 VAC	LT Low Temp/ High humidity	
DZ ² Dual Zone Photocell			
P Photocell			
ADC ¹ Photocell w/ Dimming			

¹Not available with 2P option

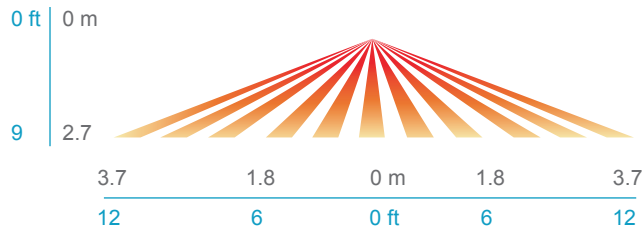
²Not available with single relay option

COVERAGE PATTERN

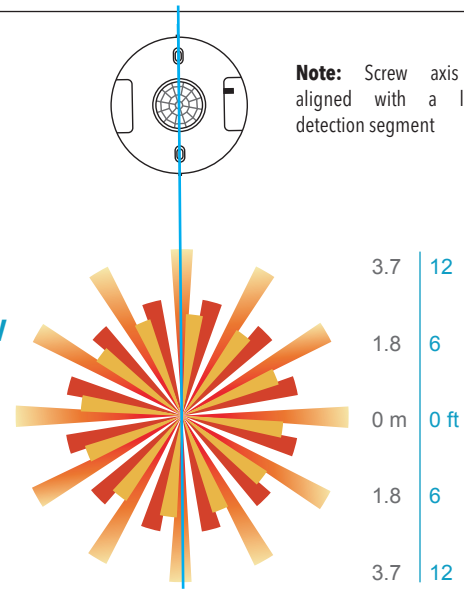
STANDARD RANGE 360° LENS

- Best choice for small motion (e.g. hand movements) detection
- Viewing angle of 56° in a 360° conical shaped pattern
- Provides 12 ft (3.66 m) radial coverage when mounted to standard 9 ft (2.74 m) ceiling
- 8 to 15 ft (2.44 to 4.57 m) mounting heights provide 10 to 20 ft (3.05 to 6.10 m) radial coverage

SIDE VIEW



TOP VIEW



Note: Screw axis is aligned with a long detection segment

TYPICAL WIRING SINGLE RELAY

STANDARD WIRING

- BLACK*** - Line Input
 - BLACK*** - Load Output
 - WHITE** - Neutral
- *BLACK wires can be reversed

347 VAC OPTION (347)

Black wires are replaced w/ Red wires

DIMMING OPTIONS (D, ADC)

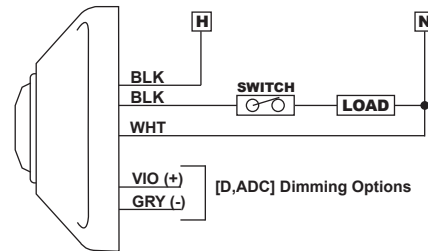
VIOLET - Connect to Violet control wire from 0-10 VDC dimmable ballast

GRAY - Connect to Gray common wire from ballast

INITIAL POWER UP

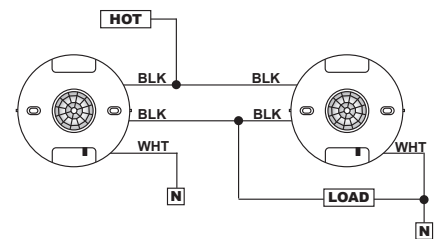
The sensor's relay is shipped in a latched closed position so the lights will come on upon initial power-up. If the lights do not immediately turn on (initial installation only) the latching relay opened during shipment and will close within 30 secs.

Note: If the sensor loses power, the internal relay will latch to on.



SENSORS IN PARALLEL

Sensors may be wired in parallel; however, the maximum load ratings stay the same. Do not wire sensors with P or ADC option in parallel.



TYPICAL WIRING DUAL RELAY

STANDARD WIRING

- BLACK*** - Line Input 1
 - BLACK*** - Load Output 1
 - BLUE**** - Line Input 2
 - BLUE**** - Load Output 2
 - WHITE** - Neutral
- *BLACK wires can be reversed
- **BLUE wires can be reversed

347 VAC OPTION (347)

Black wires are replaced w/ Red wires

