

FEATURES & SPECIFICATIONS

INTENDED USE — Suitable for applications requiring both exit sign and unit equipment. Attractive, less than 10 inches tall, streamlined design is great for above-the-door applications and other tight fits. High-output version with remote lamps are ideal for outdoor emergency egress lighting.

CONSTRUCTION — Engineering-grade thermoplastic housing is impact-resistant, scratch-resistant and corrosion-proof. UL94V-0 flame rating. UV-stable white resin resists discoloration from natural and man-made light sources.

Rugged unibody housing snaps together with no additional fasteners. Faceplate and back cover are interchangeable on housing. Positive snap-fit tabs hold faceplate securely, yet are easily removable for lamp compartment access. Universal, directional chevron inserts are easily removed and reinserted.

Two 5.4W T-5 wedge-base krypton lamps with multi-faceted reflector and acrylic lenses provide superior optical control. Unique swivel-and-point arrangement permits full-range adjustment in lamp head direction.

Uniform graphics illumination without shadows or hot spots. Letters 6" high with 3/4" stroke, with 100 ft. viewing distance rating, based upon UL924 standard.

Special wording available with Panel Face in red lettering only. See notes.

U.S. Patent No. D484,272; 5,526,251; 5,611,163; 5,797,673; 5,954,423; 6,142,648 and 6,848,798. Canada Patent No. 80,141, 2,180,495.

OPTICS — The typical life of the exit LED lamp is 10 years, based on continuous operation. Low energy consumption — **only 3.3 watts.**

ELECTRICAL — Custom microchip charger, developed by Lithonia Lighting Emergency Systems, provides increased reliability and maximizes battery life. AC/LVD reset allows battery connection before AC power is applied and prevents battery damage from deep discharge.

Battery: Sealed, maintenance free lead-calcium battery standard delivers 90 minutes capacity to emergency lamps. Nickel-cadmium battery is optional.

Two-rate regulated charger minimizes energy consumption and provides low operating costs. Filtered charger output minimizes charge voltage ripple and extends battery life. Thermal protection senses circuitry temperature and maintenance. Optional high-output battery (HO) to power up to 6-volt, 12-watt remote load. See chart on back for details.

INSTALLATION — Top, end or back mounting. Housing snaps to canopy with four positive-locking tabs. Cam locking pin secures housing to canopy.

Easily removed mounting knockouts. Conduit entry knockout for 1/2" flexible conduit. J-box pattern on back panel.

LISTING — UL listed. Damp location 60°F to 90°F (15°-32°C) standard. Meets UL 924, NFPA 101 (current Life Safety Code), NEC and OSHA illumination standards. NEMA Premium certified.

WARRANTY — 3-year limited warranty (five-year for nickel-cadmium battery) including LED lamps.

Complete warranty terms located at

www.acuitybrands.com/CustomerResources/Terms_and_conditions.aspx

Actual performance may differ as a result of end-user environment and application.

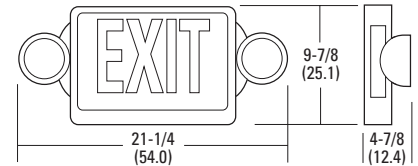
Note: Specifications subject to change without notice.

Catalog Number
Notes
Type

Thermoplastic Exit/Unit Combo



LHQM



Specifications

Length: 21-1/4 (54.0)

Depth: 4-7/8 (12.4)

Height: 9-7/8 (25.1)

Weight: 7.36 (3.3 kg)

All dimensions are inches (centimeters) unless otherwise specified.

ORDERING INFORMATION

For shortest lead times, configure product using **standard options (shown in bold)**.

Example: LHQM SW 3 R

Family	Face type	Housing color	Number of faces	Letter color	Options
LHQM			3		
LHQM LED exit with two external 5.4 watt krypton lamps	S Stencil P Panel ¹	(blank) Black W White	3 Single face with extra faceplate and color panel	R Red G Green	(blank) None N Maintenance-free nickel-cadmium battery ² HO High-output lead-calcium battery ³ HO RO High-output lead-calcium battery, less lamp heads ³

Accessories: Order as separate item.	
ELA MR24 K0606	Compact MR24 remote head (6W, 6V) ^{5,7}
ELA T MR24 K0606	Compact MR24 twin remote head (12W total) ^{5,7}
ELA MR24 K0906	Compact MR24 remote head (9W, 6V) ^{5,7}
ELA NX H0606	NEMA 4X, sealed-beam remote fixture (6V, 6W halogen) ^{5,8}
ELA WG3	Wireguard (back mount only) ⁴
ELA W US12	12" pendant-mount kit with white canopy ⁹

Notes

- 1 Only available in custom signage. See spec sheet, [Custom-Signage](#).
- 2 Not available with any other options.
- 3 Not available with nickel-cadmium battery option.
- 4 See spec sheet [ELA-WG](#).
- 5 Only available with HO option.
- 6 Only available with HO RO option.
- 7 See spec sheet [ELA-MR24](#).
- 8 See spec sheet [ELA-IND-NX](#).
- 9 See spec sheet [ELA-Stemkits](#). To order black canopy, replace "W" with "B". To order 24" or 36" length, replace "12" with "24" or "36".

LHQM Quantum® Thermoplastic Exit/Unit Combo

SPECIFICATIONS

ELECTRICAL				
Primary Circuit				
	Typical LED life ¹	Supply voltage	Max. amps	Max. watts
Red & Green LED	10 years	120	.23	3.3
		277	.23	3.3

BATTERY					
	Voltage	Shelf life ²	Typical life ²	Maintenance ³	Optimum temperature ⁴
Lead -calcium	6	12 months	5 - 7 years	none	60°-90°F (15°-32°C)
Ni-cad (N)	6	3 years	7 -9 years	none	32°-100°F (0°-37°C)

Notes:

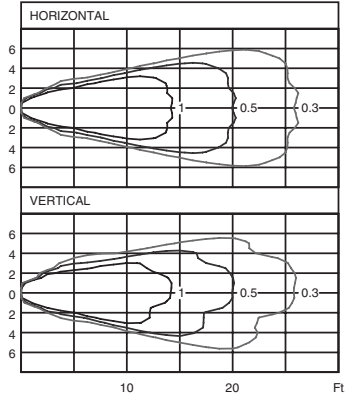
- 1 Based on continuous operation.
- 2 At 77°F (25°C).
- 3 All life safety equipment, including emergency lighting for path of egress must be maintained, serviced, and tested in accordance with all National Fire Protection Association (NFPA) and local codes. Failure to perform the required maintenance, service, or testing could jeopardize the safety of occupants and will void all warranties.
- 4 Optimum ambient temperature range where unit will provide capacity for 90 minutes. Higher and lower temperatures affect life and capacity. Consult factory for detailed information.

REMOTE OUTPUT CAPACITY


BATTERY			
Standard combo	Combo ni-cad battery	Combo high-output battery (HO)	Combo/no heads (RO) & high-output
NA	NA	12W	24W

PHOTOMETRICS


MR24 K0606
6-volts, 5.4-watts krypton



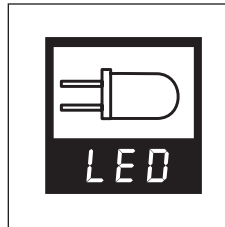
KEY FEATURES



Fully assembled at factory.



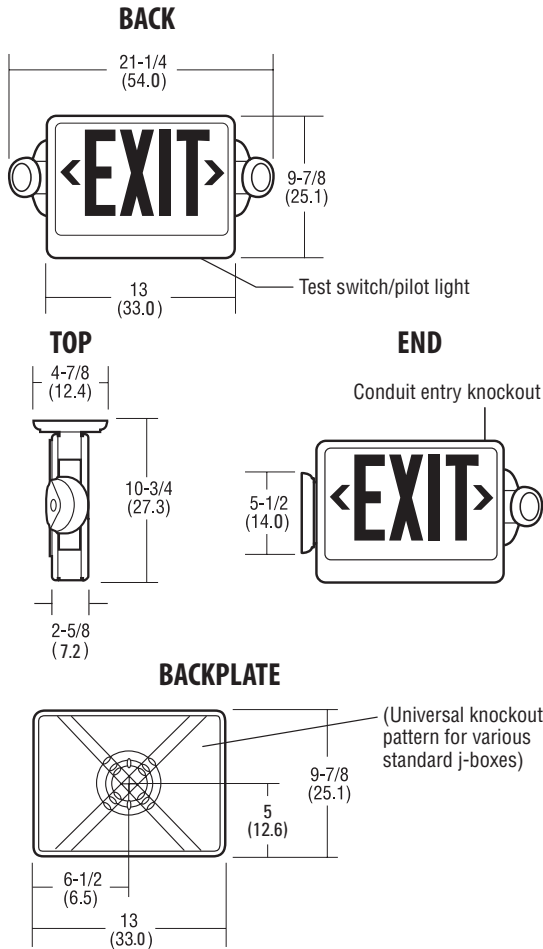
Install only one fixture instead of two.



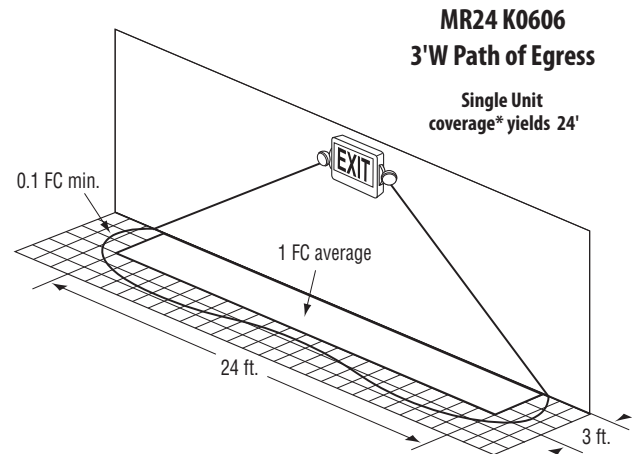
The typical life of the LED lamp is 10 years.

MOUNTING

All dimensions are inches (centimeters).
Shipping weight: 7.36 lbs. (3.3 kgs.).



FIXTURE PERFORMANCE



* Meets Life Safety Code standard minimum illuminance of 0.1 FC and average illuminance of 1.0 FC. Assumes open space with no obstructions, mounting height: 7.5', ceiling height: 9', and reflectances: 80/50/20. Analysis based on independently tested photometrics.