

FEATURES & SPECIFICATIONS

INTENDED USE — Provides 90 minutes of illumination for the rated wattage upon the loss of AC power. Ideal for applications that require attractive unit equipment or when wall mounting is undesirable.

CONSTRUCTION — Durable polycarbonate faceplate finished in architectural white.

Hinged faceplate and adjustable mounting hardware speed up and simplify installation/maintenance.

Two 8W (ELR2) or two 12W glass sealed-beam lamps. Heads rotate 359° to meet aiming requirements. Dual-voltage input capability (120V or 277V).

U.S. Patent No. 6,502,044.

ELECTRICAL — Brownout protection standard on ELR4.

Current-limiting charger maximizes battery life and minimizes energy consumption. Provides low operating costs.

Short-circuit protection — current-limiting charger circuitry and fused output circuit (ELR4) protect printed circuit board from shorts.

Thermal protection senses circuitry temperature and adjusts charge current to prevent overheating and charger failure.

Thermal compensation adjusts charger output to provide optimum charge voltage relative to ambient temperature.

Regulated charge voltage maintains constant-charge voltage over a wide range of line voltages. Prevents over/under charging that shortens battery life and reduces capacity.

Filtered charger output minimizes charge voltage ripple and extends battery life.

AC/LVD reset allows battery connection before AC power is applied and prevents battery damage due to deep discharge.

Battery: Sealed, maintenance-free lead-calcium battery provides 16W (ELR2) or 50W (ELR4) rated capacity. Optional nickel-cadmium battery provides 16 watts (ELR2 N) or 24 watts (ELR2P N). Ensures long life over wide temperature ranges.

Automatic battery recharge after 90-minute discharge.

Low voltage disconnect prevents excessively deep discharge that can permanently damage the battery.

Slip-on battery terminals.

Diagnostics (SD Option): Single multi-chromatic LED indicator to display two-state charging, test activation and three-state diagnostic status.

Test switch provides manual activation of 30-second diagnostic testing for on-demand visual inspection. Self-diagnostic testing for five minutes every 30 days and 30 minutes every six months.

Diagnostic evaluation of lamp, AC to DC transfer, charging and battery condition. Brownout protection is a standard feature of self diagnostics. Continuously monitors AC functionality.

Automatic test is easily postponed for eight hours by activating manual test switch. Load-learning capability self-calibrates to DC load at first test enabling it to detect a lamp failure on future tests. It may be recalibrated at any time by holding down the test switch for 15 seconds.

Catalog Number
Notes
Type

Emergency Recessed Series

ELR2/ELR2P/ELR4

6-Volt, Self-Contained, 12-Volt, 50-Watt



INSTALLATION — Wall or ceiling mount. Exposed or concealed suspension ceiling systems. Suitable for use in air-handling plenums.

21-gauge galvanized mounting box fits into opening (10-7/10" H x 10-7/10" W x 3-1/2" D). T-bar clips secure unit to grid in ceiling-mount applications. All hardware supplied.

T-bar clips secure unit to grid in ceiling-mount applications.

LISTINGS — UL Listed. Non-IC recessed mounting. Meets UL924, NFPA 101-1985 (current Life Safety Code) and NEC and OSHA illumination standards.

WARRANTY — 3-year limited warranty. Complete warranty terms located at www.acuitybrands.com/CustomerResources/Terms_and_conditions.aspx

Actual performance may differ as a result of end-user environment and application.

Note: Specifications subject to change without notice.

ORDERING INFORMATION

Lead times will vary depending on options selected. Consult with your sales representative.

Example: ELR2

Family	Options
ELR2 6V, 16W	TD Integral time delay (18 minutes) ^{2,3}
ELR2P 6V, 24W ¹	AM Ammeter ²
ELR4 12V, 50W	VM Voltmeter ²
	220V/50HZ 220 or 240V, 50 or 60 Hz input
	H Two 8W halogen lamp heads
	H1206 Two 12W, 6V halogen lamp heads ⁵
	N1812 Two 18W, 12V incandescent lamp heads ³
	N2512 Two 25W, 12V incandescent lamp heads ³
	RO Less lamp heads
	N Maintenance-free nickel-cadmium battery ⁴
	SD Self-diagnostics ³

Notes

- 1 Available with nickel-cadmium battery only.
- 2 Choice of two. Not available with AM, VM and TD on one unit.
- 3 ELR4 only.
- 4 Not available with ELR4.
- 5 Available with ELR2P only.

ELR2/ELR2P/ELR4 Emergency Recessed Series

SPECIFICATIONS

ELECTRICAL

Primary Circuit

Type	AC Input		Output Watts	Watts Output ¹				
	Volts	Amps		Volts	1-1/2hrs.	2hrs.	3hrs.	4hrs.
ELR2	120	.167	20	6	16	12	8	6
	277	.072	20					
ELR4	120	.250	30	12	50	37	25	18
	277	.108	30					

BATTERY

Sealed Lead-Calcium

	Voltage	Shelf life ²	Typical life ²	Maintenance ⁴	Optimum temperature ³
ELR2	6	12 mos.	5-7 yrs.	none	60° - 90°F (16° - 32°C)
ELR4	12				

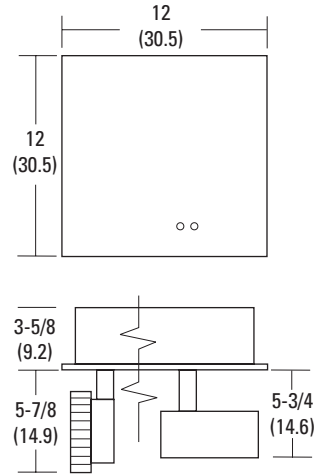
Nickel-Cadmium

	Voltage	Shelf life ²	Typical life ²	Maintenance ⁴	Optimum temperature ³
ELR2	6	3yrs.	7-9 yrs.	none	32° - 100°F (0° - 38°C)
ELR2P N	6				

DIMENSIONS

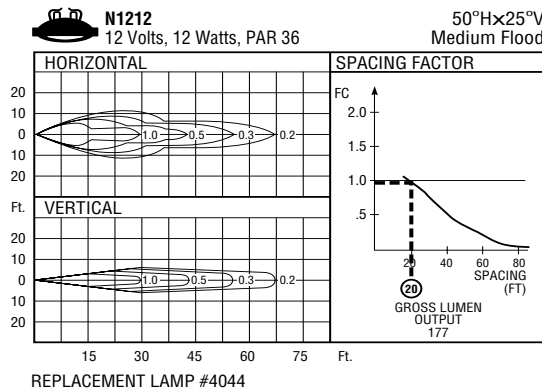
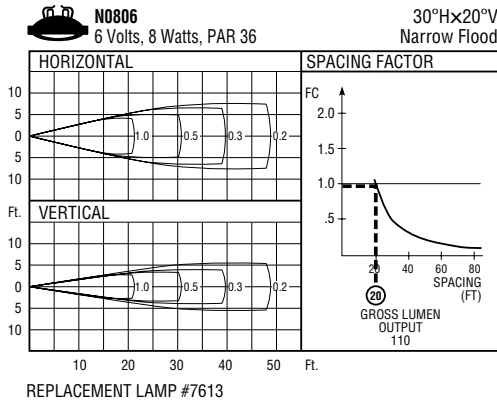
All dimensions are inches (millimeters), unless otherwise specified.

Shipping Weight: **ELR2** 16 lbs. (7.3 kgs.)
ELR4 22.5 lbs. (10.2 kgs.)

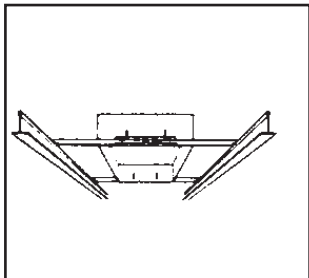


- 1 Watts to 87-1/2% of nominal voltage.
- 2 At 77°C (25°C).
- 3 Optimum ambient temperature range where unit will provide rated capacity for 90 minutes. Higher and lower temperatures affect life and capacity. Consult factory for more details.
- 4 All life safety equipment, including emergency lighting for path of egress must be maintained, serviced, and tested in accordance with all National Fire Protection Association (NFPA) and local codes. Failure to perform the required maintenance, service, or testing could jeopardize the safety of occupants and will void all warranties.

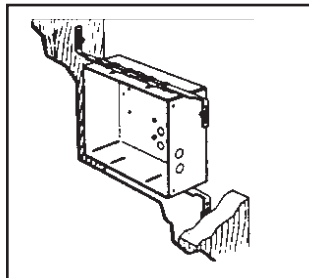
PHOTOMETRICS



KEY FEATURES



Ceiling mount – mounts to T-bar by adjustable bar hangers.



Wall mount – mounts to wood or metal studs with bar hangers. Also, rough-in for dry walls.

SELF-DIAGNOSTICS OPTION

- Five-minute test every 30 days
- 30-minute test every six months
- Diagnostics evaluate the battery, lamp, charger and AC to DC transfer.

Condition	Indication
Normal mode	Steady green
Self-testing	Flashing green
Emergency mode	Off
Hi-charge	Steady red
Battery failure	Single-flash red
Lamp failure	Double-flash red
Circuit failure	Triple-flash red