

## FEATURES & SPECIFICATIONS

**INTENDED USE** — Ideal where high brightness and high illumination levels are required such as retail, industrial and warehouse applications.

**CONSTRUCTION** — Heavy-duty, 20-gauge channel, cold-rolled steel.

Sturdy channel cover secured by quarter-turn latch for tool-less access to wireway. Screw-on endplates.

Fixtures assembled with snap and screwed together components. Available in a variety of lengths and lamp configurations. Gripper-back design for superior strength and rigidity.

Finish: Five-stage iron-phosphate pretreatment ensures superior paint adhesion and rust resistance.

Finish is high-gloss baked white polyester.

**ELECTRICAL** — Thermally protected, resetting, Class P, HPF, UL listed, CSA Certified ballast is standard. Energy saving and electronic ballasts are sound rated A.

AWM, TFN or THHN wire used throughout, rated for required temperatures.

**INSTALLATION** — For unit or row installation, surface or suspended mounting. Channel connector furnished standard.

**LISTING** — UL Listed for 25°C ambient temperatures and damp locations. UL Listed to US and Canadian safety standards. Optional: Mexico NOM.

**WARRANTY** — 1-year limited warranty. Full warranty terms located at [www.acuitybrands.com/CustomerResources/Terms\\_and\\_conditions.aspx](http://www.acuitybrands.com/CustomerResources/Terms_and_conditions.aspx).

Lamp and Ballast warranties provided through the component manufacturers.

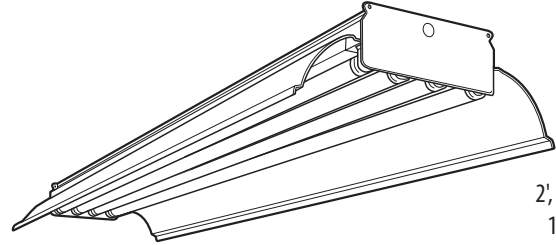
Actual performance may differ as a result of end-user environment and application.

Note: Specifications subject to change without notice.

Catalog Number
Notes
Type

### Heavy-Duty Strip

# EJ



**T5/T8**

2', 3', 4' or 8' length

1, 2, 3, or 4 lamps

Wide Body

#### Specifications

Length: 24 (61.0)

36 (91.4)

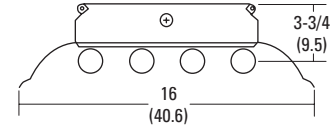
48 (121.9)

96 (243.8)

Width: 16 (40.6)

Height: 3-3/4 (9.5)

All dimensions are inches (centimeters) unless otherwise noted.



### ORDERING INFORMATION

Lead times will vary depending on options selected. Consult with your sales representative.

**Example: EJ 4 32 MVOLT GEB10IS**

Series	Number of Lamps	Lamp Type	Voltage	Options
EJ Wide width 9" body	1 <sup>1</sup>	17 17W T8 (24")	120	<u>Shipped installed in fixture</u>
2EJ 1 or 2 lamps in 9" wide body	2 <sup>1</sup>	25 25W T8 (36")	277	GEB10IS T8 electronic ballast, ≤10% THD, instant start
EJA Wide width	3	28 28W T5 (48")	347	GEB10RS T8 electronic ballast, ≤10% THD, rapid start <sup>2</sup>
2EJA 1 or 2 lamps in 9" wide body. Approximately 5% uplight	4	32 32W T8 (48")	MVOLT	GEB10PS Electronic ballast, program start
For tandem double-length unit, add prefix T.	Not included.	48T8 38W T8 (48")		EL Emergency battery pack (nominal 300 lumens), see Life Safety Section <sup>3</sup>
Example: TEJ		48T8HO 60W T8 800MA (48")		GLR Internal fast-blow fusing <sup>3</sup>
		54 54T5HO (96")		GMF Internal slow-blow fusing <sup>3</sup>
		96T8 59W T8 (96")		PLR_ Plug-in wiring; specify 1, 2 or 3 branch circuits and hot wires (A=black, B=red, C=blue, AB or AC)
		96T8HO 59W T8 800MA (96")		TILW Tandem in-line wiring <sup>5</sup>
				NOM NOM Certified

#### Accessories: Order as separate catalog number.

SQ_	Swivel stem hanger (specify length in 2" increments)
1B	Ceiling spacer (1-1/2" to 2-1/2" from ceiling)
TH2UN	Tong Hanger for 9" channel
WG2EJ	Wireguard, 4' white <sup>4</sup>

#### Notes

- One and two lamp available on 2EJ.
- 347V.
- Specify voltage.
- Order two for 8' fixtures.
- Not available for fixtures with 1-lamp cross section.

# EJ - T5/T8

## MOUNTING DATA

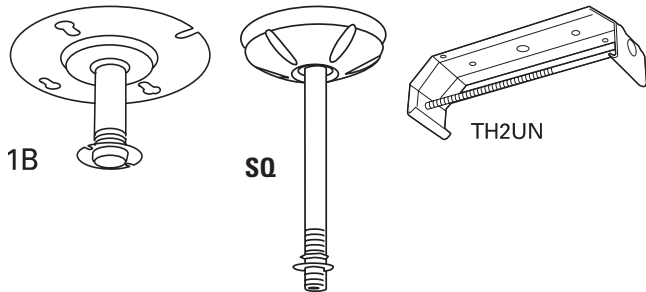
For unit or row installation, surface or suspended mounting. Use hanger appropriate for fixture width.

Unit installation — Minimum of two hangers required.

Row installation — One hanger per channel plus one per row required.

TH2UN Hangers — Minimum two per channel (unit and row).

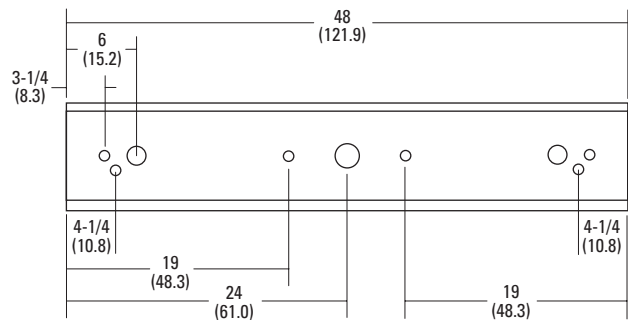
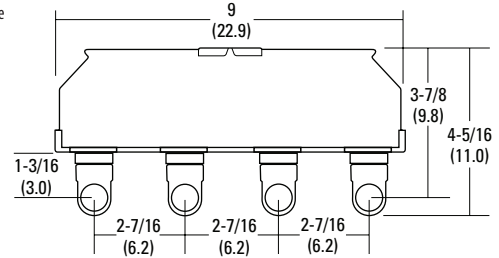
See ACCESSORIES below for hanging devices.



## DIMENSIONS

Inches (centimeters). Subject to change without notice.

- A = 1/4 x 1/2 (64 x 13) Oval hole
- C = 7/8 (2.2) Dia. K.O.
- D = 11/16 (1.7) Dia. K.O.
- E = 2 (5.1) Dia. K.O.
- F = 7/16 (1.1) Dia. K.O.



Energy (Calculated in accordance with NEMA standard LE-5)					
LER.FW	ANNUAL ENERGY COST*	LAMP DESCRIPTION	LAMP LUMENS	BALLAST FACTOR	WATTS
87.1	\$2.75	(2) F32T8	2850	.88	55

\*Calculated in accordance with NEMA Standards LE-5.