

FEATURES & SPECIFICATIONS

INTENDED USE — Low-profile static luminaire provides general illumination for recessed applications; ideal for restricted plenum spaces. **Certain airborne contaminants can diminish integrity of acrylic.** [Click here for Acrylic Environmental Compatibility table for suitable uses.](#)

Attributes: Designed exclusively for use with T8 lamps, electronic ballasts and sockets.

CONSTRUCTION — Smooth hemmed sides and smooth, inward formed end flanges for safe handling. Lighter weight fixture allows for safe, easy installation.

Standard steel door frame has superior structural integrity with premium extruded appearance and precision flush mitered corners. Steel door allows easy lens replacement without frame disassembly (for lenses up to .156" thick). Powder painted, steel latches provide easy, secure door closure.

Superior mechanical light seal requires no foam gasketing. Integral T-bar clips secure fixture to T-bar system. Housing formed from cold-rolled steel. Acrylic shielding material 100% UV stabilized. No asbestos is used in this product.

Finish: Five-stage iron-phosphate pretreatment ensures superior paint adhesion and rust resistance. Painted parts finished with high-gloss, baked white enamel.

ELECTRICAL — Standard ballast is electronic, thermally protected, resetting, Class P, HPF, non-PCB, UL Listed, CSA certified ballast, universal voltage and sound rated A.

Luminaire is suitable for damp locations. AWM, TFN or THHN wire used throughout, rated for required temperatures.

LISTINGS — UL Listed (standard). CSA Certified or NOM Certified (see Options).

WARRANTY — 1-year limited warranty. Complete warranty terms located at www.acuitybrands.com/CustomerResources/Terms_and_conditions.aspx

US patents: 6,210,025; 6,231,213; 2,288,471.

Note: Specifications subject to change without notice.

Catalog Number
Notes
Type



General Purpose T8 Troffer

GT8 2'X2'

**COMPACT FLUORESCENT,
STRAIGHT AND U LAMPS**

2, 3 or 4 Lamps
CF or T8 only

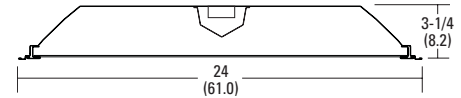
Specifications

Length: 24 (61.0)

Width: 24 (61.0)

Depth: 3-1/4 (8.2)

Weight: 19 lbs (8.6 kg)



All dimensions are inches (centimeters) unless otherwise indicated.

ORDERING INFORMATION

For shortest lead times, configure products using **bolded options**.

Example: 2GT8 2 U316 A12 MVOLT GEB10IS

2GT8							
Series	Trim type	Number of lamps ¹	Lamp type	Door frame	Diffuser type	Voltage	Ballast
2GT8 2' wide	(blank) Grid F Overlapping flanged	2	17 17W T8 (24")	(blank) Flush steel, white	A12 #12 pattern acrylic	120	1/4 One 4-lamp ballast
		3	U31 31W T8 (24")	FN Flush aluminum, natural	A12125 #12 pattern acrylic, .125" thick	277	1/3 One 3-lamp ballast
		4 Not included	U316 32W T8 U (6" leg, 24") ²	FM Flush aluminum, matte black	A19 #19 pattern acrylic, .156" thick	MVOLT* Others available	GEB10IS Electronic ballast, <10% THD, instant start
				FW Flush aluminum, white	A15 #15 pattern acrylic, .2" thick		
				CF40 40W TTS (24") ²	RN Regressed aluminum, natural	A15 #15 pattern acrylic, .2" thick	GEB10PS Electronic ballast, <10% THD, programmed start ⁵
					RM Regressed aluminum, matte black	PC15 1/2" x 1/2" x 1/2" plastic cube louver, silver	EL Emergency battery pack (nominal 300 lumens)
					RW Regressed aluminum, white	PC25 1-1/2" x 1-1/2" x 1" plastic cube louver, silver w/ flange ³	GLR Internal fast-blow fuse ⁶
						PC3S 3/4" x 3/4" x 1/2" plastic cube louver, silver	GMF Internal slow-blow fuse ⁶
							LST Tandem-wired fixture pairs (shared ballasts)
							PWS1836 6' prewire, 3/8" dia., 18-gauge, 1 circuit
					LP_ Lamped, specify lamp type and color		
					LP735 Lamped, 700-series, 3500K		
					JP Palletized and stretch-wrapped without individual cartons; grid trim only		
					CSA CSA Certified		
					NOM NOM Certified		

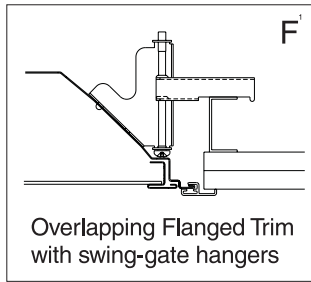
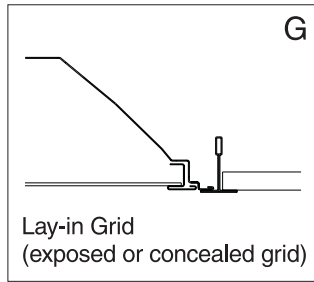
Notes

- 4-lamp models available with 17-watt straight tubes only.
- Not available on 3-lamp models. Use U31.
- Available with flush door frames only.
- MVOLT standard for 120-277V applications, 50-60 Hz operation. Some options require voltage specified.
- Not available with compact fluorescent lamps — use GEB10RS.
- Must specify voltage 120 or 277.

GT8 2'x2' Static T8 Troffer

MOUNTING DATA

Continuous row mounting of flanged units requires CRE and CRM trim options (see Options).

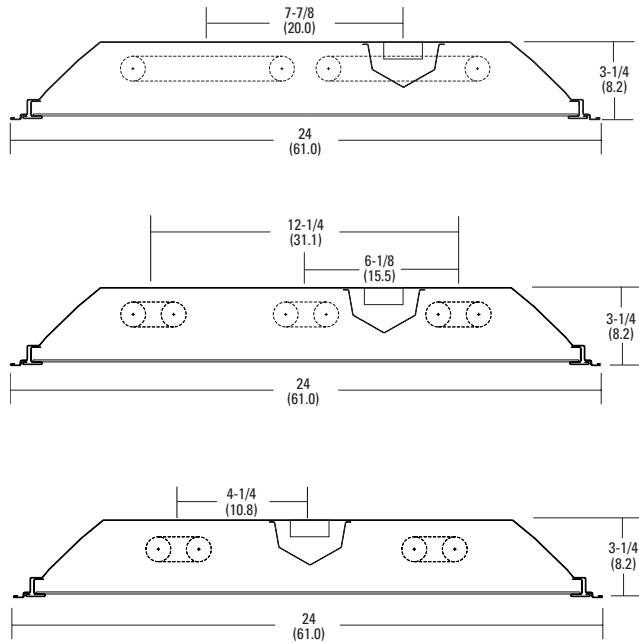


NOTE:

1 Recommended rough-in dimensions for F-trim fixtures 24"x24". (Tolerance is +1/4"-0"). Swing-gate range 1-3/16" to 3-15/16". Swing-gate span 23-3/8" to 26-11/16". Fixture swing-gate points require additional 1-1/16" over nominal fixture height.

DIMENSIONS

All dimensions are inches (centimeters) unless specified otherwise.



PHOTOMETRICS

Calculated using the zonal cavity method in accordance with IESNA LM41 procedure. Floor reflectances are 20%. Lamp configurations shown are typical. Full photometric data on these and other configurations available upon request.

2GT8 2CF40 A12

Report LTL 7533

Lumens per lamp - 3150 – Lum. eff. - 84.3%

S/MH (along) 1.2 (across) 1.4

Coefficient of Utilization

Ceiling	80%				70%				50%			
	Wall	70%	50%	30%	70%	50%	30%	70%	50%	30%	10%	
0	100	100	100	98	98	98	94	94	94			
1	92	89	85	90	87	84	83	81	78			
2	85	78	73	82	77	72	74	70	66			
3	78	69	63	76	68	62	66	60	56			
4	71	62	55	70	61	54	59	53	49			
5	66	56	48	64	55	48	53	47	42			
6	61	50	43	60	50	43	48	42	38			
7	57	46	39	55	45	38	44	38	33			
8	53	42	35	52	41	35	40	34	30			
9	49	39	32	48	38	32	37	31	27			
10	46	36	29	45	35	29	34	29	25			

Zonal Lumens Summary

Zone	Lumens	%Lamp	%Fixture
0-30	1664	26.4	31.3
0-40	2736	43.4	51.5
0-60	4514	71.6	85.0
0-90	5309	84.3	100.0
90-180	0	0	0
0-180	5309	84.3	100.0

2GT8 2U316 A12

Report LTL 7534

Lumens per lamp - 2600 – Lum. eff. - 72.9%

S/MH (along) 1.2 (across) 1.4

Coefficient of Utilization

Ceiling	80%				70%				50%			
	Wall	70%	50%	30%	70%	50%	30%	70%	50%	30%	10%	
0	87	87	87	85	85	85	81	81	81			
1	80	77	74	78	75	72	72	70	68			
2	73	68	63	71	66	62	64	60	57			
3	67	60	54	65	59	54	57	52	49			
4	62	54	48	60	53	47	51	46	42			
5	57	48	42	56	47	42	46	41	37			
6	53	44	37	52	43	37	42	36	32			
7	49	40	34	48	39	33	38	33	29			
8	46	36	30	45	36	30	35	30	26			
9	43	33	28	42	33	27	32	27	23			
10	40	31	25	39	30	25	30	25	21			

Zonal Lumens Summary

Zone	Lumens	%Lamp	%Fixture
0-30	1191	22.9	31.4
0-40	1950	37.5	51.4
0-60	3220	61.9	84.9
0-90	3793	72.9	100.0
90-180	0	0	0
0-180	3793	72.9	100.0

2GT8 2U31 A12

Report LTL 8352

Lumens per lamp - 2800 – Lum. eff. - 76%

S/MH (along) 1.2 (across) 1.4

Coefficient of Utilization

Ceiling	80%				70%				50%			
	Wall	70%	50%	30%	70%	50%	30%	70%	50%	30%	10%	
0	91	91	91	89	89	89	85	85	85			
1	80	77	74	78	76	73	75	73	71			
2	71	66	62	69	65	61	67	63	60			
3	63	57	52	62	56	52	59	55	51			
4	56	50	45	55	49	44	53	48	44			
5	50	44	39	49	43	39	48	42	38			
6	45	39	34	45	38	34	43	38	34			
7	41	35	30	41	35	30	40	34	30			
8	38	31	27	37	31	27	36	31	27			
9	35	29	24	34	28	24	33	28	24			
10	32	26	22	32	26	22	31	26	22			

Zonal Lumens Summary

Zone	Lumens	%Lamp	%Fixture
0-30	1312.2	23.4	30.7
0-40	2162.1	38.6	50.6
0-60	3628.5	64.8	84.8
0-90	4277	76	100
90-180	0	0	0
0-180	4277	76.4	100.0