

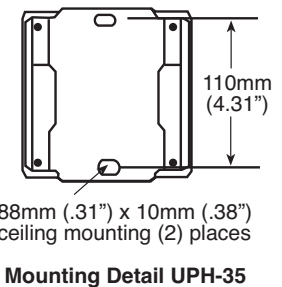
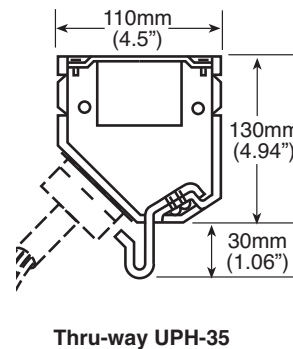
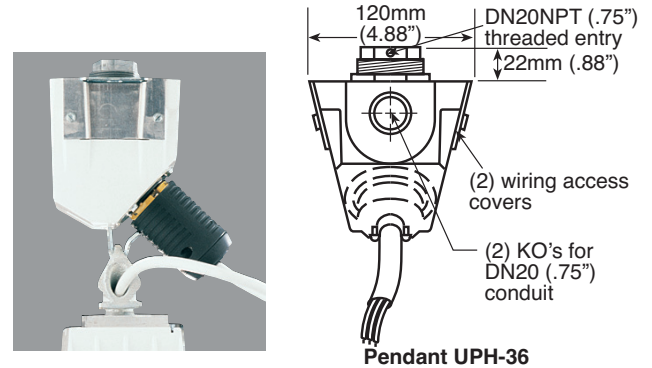
OPTIONS AND ACCESSORIES



NEMA LOCKING CONFIGURATIONS					
Catalog Designation	Ampacity	Voltage	NEMA Configuration	Illustration	
CDP-L5-15-X	15A	120V	L5 - 15		
CDP-L6-15-X	15A	208V, 240V	L6 - 15		
CDP-L7-15-X	15A	277V	L7 - 15		
CDP-L24-20-X	20A	347V	L24 - 20		
CDP-L8-20-X	20A	480V	L8 - 20		

Cords, Plugs and Chains

Cord and NEMA twist-off plugs for use in areas where support and electrical receptacle is supplied. Most cord and plugs are factory installed and are used typically with hooks or loops (ordered separately). 'X' denotes cord length. 3' is standard and lengths longer than 6' are handled through TSG.



Hooks, Loops, and Power Hooks

All hooks, loops, and power hook and cords assemblies are for use in areas where support and electrical receptacle is supplied. Mounting hooks and loops shall be lubricating cast aluminum or malleable iron and protected against corrosion. Supplied either factory installed or shipped separately.