


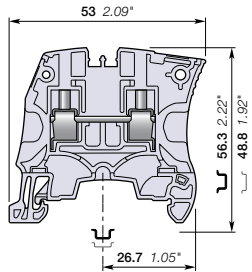


6 mm²
10 AWG

ZS6 Screw Clamp Terminal Block

Feed-through

6 mm 0.236 in spacing



Features and Benefits

Save space by connecting conductors up to 6 mm² 10 AWG in just 6 mm 0.236 in spacing.

Main Technical Data

Connecting capacity	IEC	cULus - CSA
with 1 conductor per clamp	Rigid 0.2-6 mm ²	24-10 AWG
	Flexible 0.22-6 mm ²	24-10 AWG
	with ferrule 0.22-4 mm ²	24-10 AWG
with 2 conductors per clamp	Gauge A4-B3	
	Rigid 0.2-1.5 mm ²	24-16 AWG
	Flexible 0.22-1.5 mm ²	24-16 AWG
with twin ferrule	0.22-1.5 mm ²	24-16 AWG
Rated cross section	6 mm ²	10 AWG
Rated current	41 A	30 A
Rated short-time withstand current (1s)	720 A	
Rated voltage	1000 V	600 V
Impulse withstand voltage	8000 V	
Protection	IP 20	NEMA 1

Mounting Instructions

Rail		DIN3-TH35
Wire stripping length		10.5 mm 0.413 in
Tool		Flat screwdriver Ø 4 mm Ø 0.157 in
Torque		0.85 Nm ± 0.15 7.52 lb.in ± 1.33

Rated voltage Ex e 630 V (IEC/EN/cULus 60079-7) IM2 II 2 GD Ex e I/II



Gost, Br-Ex, and BV: Pending - 2009

Ordering Details

ZS6 Feed-through Screw Clamp Terminal Block

Description	Type	Part Number	Pack ^(nsg) pieces	Weight g (1 pce)
Feed-through				
Grey	ZS6	1SNK 506 010 R0000	50	10.64
Blue	ZS6-BL	1SNK 506 020 R0000	50	10.64
Orange	ZS6-OR	1SNK 506 030 R0000	50	10.64
Yellow	ZS6-YL	1SNK 506 060 R0000	50	10.64
Green	ZS6-GN	1SNK 506 061 R0000	50	10.64
Red	ZS6-RD	1SNK 506 062 R0000	50	10.64
Purple	ZS6-PR	1SNK 506 063 R0000	50	10.64
Brown	ZS6-BR	1SNK 506 064 R0000	50	10.64
White	ZS6-WH	1SNK 506 065 R0000	50	10.64
Black	ZS6-BK	1SNK 506 066 R0000	50	10.64

ZS6 Terminal Block Accessories

Description	Type	Part Number	Pack ^(nsg) pieces	Weight g (1 pce)
1 End Stops	10 mm 0.394 in	Dark Grey BAM3	1SNK 900 001 R0000	50 13.80
2 End Sections	2.2 mm 0.087 in	Dark Grey ES4	1SNK 505 910 R0000	20 2.18
3 Jumper Bars	2 poles 41 A 30 A	Orange JB6-2	1SNK 906 302 R0000	50 1.30
	3 poles	JB6-3	1SNK 906 303 R0000	50 2.10
	4 poles	JB6-4	1SNK 906 304 R0000	50 2.90
	5 poles	JB6-5	1SNK 906 305 R0000	50 3.60
	10 poles	JB6-10	1SNK 906 310 R0000	20 7.40
50 poles	JB6-50	1SNK 906 350 R0000	10 38.10	
4 Circuit Separators	0 mm 0 in	Dark Grey CS	1SNK 900 101 R0000	20 0.20
	3 mm 0.118 in	CS-R1	1SNK 900 103 R0000	20 5.20
5 Test Adapters	For test plugs DIA 2 mm 0.079 in	Dark Grey TP2	1SNK 900 203 R0000	20 1.73
	For test plugs DIA 4 mm 0.157 in	TP4	1SNK 900 205 R0000	20 2.42
6 Test Connectors	5.2 mm 0.205 in spacing	Dark Grey TC5	1SNK 900 200 R0000	10 5.23
	End module, 5.2 mm 0.205 in	TC5-R1	1SNK 900 201 R0000	10 5.23
7 Spacers	0.8 mm 0.031 in spacing	Dark Grey ES-TC6	1SNK 900 105 R0000	10 0.80
8 Shield Connectors		SHBS	1SNK 900 600 R0000	20 3.50
9 Protecting Covers	6 mm .236 in spacing	Transparent <input checked="" type="checkbox"/> PL6	1SNK 900 619 R0000	20 1.84
	Blank card	White <input type="checkbox"/> MC612	1SNK 150 000 R0000	22 0.06
10 Terminal Block Markers	Universal wire markers holder	Grey <input type="checkbox"/> UMH	1SNK 900 611 R0000	10 0.20
	Self adhesive strip	White <input type="checkbox"/> SAT6	1SNK 900 615 R0000	5 6.00

Some accessories may modify the terminal block's ratings. See complete information in "Technical Datasheet".

ZS6-PE Ground Screw Clamp Terminal Block

Description	Type	Part Number	Pack ^(nsg) pieces	Weight g (1 pce)
Ground Profile aligned with ZS6	Green-Yellow <input checked="" type="checkbox"/> ZS6-PE	1SNK 506 150 R0000	20	13.70

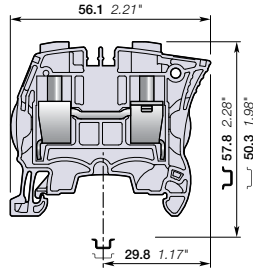


16 mm²
4 AWG

ZS16 Screw Clamp Terminal Block

Feed-through

10 mm 0.394 in spacing



Features and Benefits

Save space by connecting conductors up to 16 mm² (CB certified) 4 AWG in just 10 mm 0.394 in spacing.

Main Technical Data

Connecting capacity	IEC	cULus - CSA
with 1 conductor per clamp	Rigid 0.5-16 mm ²	20-4 AWG
	Flexible 0.5-16 mm ²	20-4 AWG
	with ferrule 0.5-10 mm ²	20-8 AWG
Gauge A6-B6		
with 2 conductors per clamp	Rigid 0.5-4 mm ²	20-12 AWG
	Flexible 0.5-4 mm ²	20-12 AWG
	with twin ferrule 0.5-4 mm ²	20-12 AWG
Rated cross section	16 mm ²	4 AWG
Rated current	76 A	67 A
Rated short-time withstand current (1s)	1920 A	
Rated voltage	1000 V	600 V
Impulse withstand voltage	8000 V	
Protection	IP 20	NEMA 1

Mounting Instructions

Rail		DIN3-TH35
Wire stripping length		13.5 mm 0.531 in
Tool		Flat screwdriver Ø 5.5 mm Ø 0.217 in
Torque		1.8 Nm ± 0.2 15.93 lb.in ± 1.77

Rated voltage Ex e 630 V (IEC/EN/cULus 60079-7) IM2 II 2 GD Ex e I/II



Ordering Details

ZS16 Feed-through Screw Clamp Terminal Block

Description	Type	Part Number	Pack ^(ing) pieces	Weight g (1 pce)
Feed-through	Grey	ZS16	1SNK 510 010 R0000	25 20.20
	Blue	ZS16-BL	1SNK 510 020 R0000	25 20.20
	Orange	ZS16-OR	1SNK 510 030 R0000	25 20.20

ZS16 Terminal Block Accessories

Description	Type	Part Number	Pack ^(ing) pieces	Weight g (1 pce)
1 End Stops	10 mm 0.394 in Dark Grey	BAM3	1SNK 900 001 R0000	50 13.80
2 End Sections	2.2 mm 0.087 in Dark Grey	ES4	1SNK 505 910 R0000	20 2.18
3 Jumper Bars	2 poles 76 A 67 A Orange	JB10-2	1SNK 910 302 R0000	50 4.60
	3 poles	JB10-3	1SNK 910 303 R0000	50 7.10
	4 poles	JB10-4	1SNK 910 304 R0000	40 9.40
	5 poles	JB10-5	1SNK 910 305 R0000	30 12.00
	10 poles	JB10-10	1SNK 910 310 R0000	20 24.00
4 Circuit Separators	0 mm 0 in Dark Grey	CS	1SNK 900 101 R0000	20 0.20
	3 mm 0.118 in	CS-R1	1SNK 900 103 R0000	20 5.20
5 Test Adapters	For test plugs DIA 2 mm 0.079 in Dark Grey	TP2	1SNK 900 203 R0000	20 1.73
	For test plugs DIA 4 mm 0.157 in	TP4	1SNK 900 205 R0000	20 2.42
6 Protecting Covers	Transparent <input checked="" type="checkbox"/>	PL10	1SNK 900 621 R0000	10 3.13
7 Terminal Block Markers	Blank card White <input type="checkbox"/>	MC812	1SNK 160 000 R0000	22 0.09
	Universal wire markers holder Grey <input type="checkbox"/>	UMH	1SNK 900 611 R0000	10 0.20
	Self adhesive strip White <input type="checkbox"/>	SAT8	1SNK 900 616 R0000	5 6.00

Some accessories may modify the terminal block's ratings. See complete information in "Technical Datasheet".

ZS16-PE Ground Screw Clamp Terminal Block

Description	Type	Part Number	Pack ^(ing) pieces	Weight g (1 pce)
Ground Profile aligned with ZS16	Green-Yellow	ZS16-PE	1SNK 510 150 R0000	20 32.00



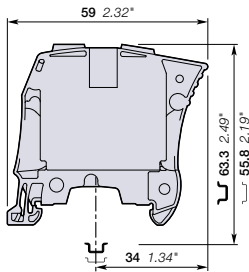


35 mm²
0 AWG

ZS35 Screw Clamp Terminal Block

Feed-through

16 mm 0.630 in spacing



Features and Benefits

- Closed terminal block:
- No end section needed,
 - Optimized rigidity.

Main Technical Data

Connecting capacity		IEC	cULus - CSA
with 1 conductor per clamp	Rigid	6-35 mm ²	10-0 AWG
	Flexible	6-35 mm ²	10-0 AWG
	with ferrule		
		Gauge	A9-B9
with 2 conductors per clamp	Rigid	16 mm ²	4 AWG
	Flexible	10 mm ²	6 AWG
	with twin ferrule		
Rated cross section		35 mm ²	0 AWG
Rated current		125 A	150 A
Rated short-time withstand current (1s)		4200 A	
Rated voltage		1000 V	600 V
Impulse withstand voltage		8000 V	
Protection		IP 20	NEMA 1

Mounting Instructions

Rail		DIN3-TH35
Wire stripping length		17 mm 0.669 in
Tool		Flat screwdriver Ø 6.5 mm Ø 0.256 in
Torque		2.9 Nm ± 0.1 25.7 lb.in ± 0.885

Rated voltage Ex e 630 V (IEC/EN/cULus 60079-7) IM2 II 2 GD Ex e I/II



Gost, Br-Ex, and BV: Pending - 2009

Ordering Details

ZS35 Feed-through Screw Clamp Terminal Block

Description	Type	Part Number	Pack ^(ing) pieces	Weight g (1 pce)
Feed-through Closed block	Grey <input type="checkbox"/>	ZS35	1SNK 516 010 R0000	20 53.40
	Blue <input type="checkbox"/>	ZS35-BL	1SNK 516 020 R0000	20 53.40
	Orange <input type="checkbox"/>	ZS35-OR	1SNK 516 030 R0000	20 53.40

ZS35 Terminal Block Accessories

Description	Type	Part Number	Pack ^(ing) pieces	Weight g (1 pce)
1 End Stops	10 mm 0.394 in Dark Grey <input type="checkbox"/>	BAZH1	1SNK 900 102 R0000	20 23.90
2 Jumper Bars	2 poles 110 A 150 A Orange <input type="checkbox"/>	JB16-2	1SNK 916 302 R0000	10 10.20
	3 poles	JB16-3	1SNK 916 303 R0000	10 16.00
	4 poles	JB16-4	1SNK 916 304 R0000	10 21.80
	5 poles	JB16-5	1SNK 916 305 R0000	10 27.60
	10 poles	JB16-10	1SNK 916 310 R0000	10 56.60
3 Protecting Covers	16 mm 0.630 in spacing Transparent <input checked="" type="checkbox"/>	PL16	1SNK 900 622 R0000	10 4.60
4 Terminal Block Markers	Blank card White <input type="checkbox"/>	MC812	1SNK 160 000 R0000	22 0.09
	Universal wire markers holder Grey <input type="checkbox"/>	UMH	1SNK 900 611 R0000	10 0.20
	Self adhesive strip White <input type="checkbox"/>	SAT8	1SNK 900 616 R0000	5 6.00

Some accessories may modify the terminal block's ratings. See complete information in "Technical Datasheet".

ZS35-PE Ground Screw Clamp Terminal Block

Description	Type	Part Number	Pack ^(ing) pieces	Weight g (1 pce)
Ground Profile aligned with ZS35	Green-Yellow <input type="checkbox"/>	ZS35-PE	1SNK 516 150 R0000	20 81.80


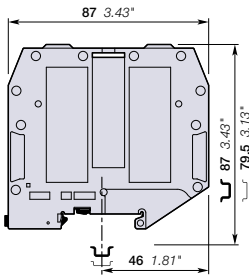


95 mm²
000 AWG

ZS95 Screw Clamp Terminal Block

Feed-through

26 mm 1.023 in spacing



Features and Benefits

- Closed terminal block:
- No end section needed,
 - Optimized rigidity.

Main Technical Data

Connecting capacity		IEC	cULus - CSA
with 1 conductor per clamp	Rigid	35-120 mm ²	2-0000 AWG
	Flexible	35-95 mm ²	2-000 AWG
	with ferrule		
Gauge		B12	
with 2 conductors per clamp	Rigid		
	Flexible		
	with twin ferrule		
Rated cross section	95 mm ²	000 AWG	
Rated current	232 A	230 A	
Rated short-time withstand current (1s)	11400 A		
Rated voltage	1000 V	600 V	
Impulse withstand voltage	8000 V		
Protection	IP 10	NEMA 1	

Mounting Instructions

Rail		DIN3-TH35
Wire stripping length		26 mm 1.023 in
Tool		Allen Key Ø 6 mm Ø 0.236 in
Torque		9.25 Nm ± 0.25 81.7 lb.in ± 2.2

Rated voltage Ex e 630 V (IEC/EN/cULus 60079-7) IM2 II 2 GD Ex e I/II



Gost, Br-Ex, and BV: Pending - 2009

Ordering Details

ZS95 Feed-through Screw Clamp Terminal Block

Description	Type	Part Number	Pack ^(ng) pieces	Weight g (1 pce)
Feed-through Closed block	Grey <input type="checkbox"/>	ZS95	1SNK 526 010 R0000	10 215.10
	Blue <input type="checkbox"/>	ZS95-BL	1SNK 526 020 R0000	10 215.10

ZS95 Terminal Block Accessories

Description	Type	Part Number	Pack ^(ng) pieces	Weight g (1 pce)
1 End Stops 10 mm 0.394 in Dark Grey <input type="checkbox"/>	BAZH1	1SNK 900 102 R0000	20	23.90
2 Jumper Bars 2 poles 232 A 230 A	<input type="checkbox"/>	JB26-2	1SNK 926 302 R0000	5 41.20
	<input type="checkbox"/>	JB26-3	1SNK 926 303 R0000	5 65.70
	<input type="checkbox"/>	JB26-5	1SNK 926 305 R0000	5 115.70
	<input type="checkbox"/>	JB26-10	1SNK 926 310 R0000	5 241.50
3 Terminal Block Markers	Blank card White <input type="checkbox"/>	MC812	1SNK 160 000 R0000	22 0.09
	Universal wire markers holder Grey <input type="checkbox"/>	UMH	1SNK 900 611 R0000	10 0.20
	Self adhesive strip White <input type="checkbox"/>	SAT8	1SNK 900 616 R0000	5 6.00

Some accessories may modify the terminal block's ratings. See complete information in "Technical Datasheet".

ZS95-PE Ground Screw Clamp Terminal Block

Description	Type	Part Number	Pack ^(ng) pieces	Weight g (1 pce)
Ground Profile aligned with ZS95	Green-Yellow <input type="checkbox"/>	ZS95-PE	1SNK 526 150 R0000	10 278.00

