

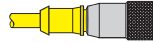


microfast® Standard Cordsets and Extensions, Special Duty

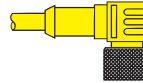
- Special Duty PVC
- Mechanical Shield, 3 and 4 Conductor
- Standard Plug Body
- Irradiated PVC in 3 Conductor



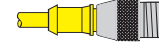
See table below



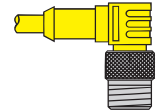
KB ..



WKB ..



SB ..



WSB ..

Mechanical Shield, 250 V, 4 A

Application	Cable Specs	Pinout	Female		Male	
			Straight	Right Angle	Straight	Right Angle
Heavy duty with mechanical shield for 3-wire applications PVC cable UL Listed CSA Certified	3/22 AWG Braided copper shield Yellow PVC 105°C 5.7 mm OD	1. Gn 2. Rd/Bk 3. Rd/Wh	KB 3T-*/S105	WKB 3T-*/S105	SB 3T-*/S105	WSB 3T-*/S105
Heavy duty with mechanical shield for 4-wire applications PVC cable UL Listed CSA Certified	4/22 AWG Braided copper shield Yellow PVC 105°C 5.7 mm OD	1. Rd/Bk 2. Rd/Wh 3. Rd 4. Gn	KB 4T-*/S105	WKB 4T-*/S105	SB 4T-*/S105	WSB 4T-*/S105

High Temperature, 250 V, 4 A

Application	Cable Specs	Pinout	Female		Male	
			Straight	Right Angle	Straight	Right Angle
Short term high temperature 3-wire applications Irradiated PVC cable	3/18 AWG Yellow PVC 80°C, 250°C short term, 5.7 mm OD	1. Gn 2. Rd 3. Rd/Wh	KB 3T-*/XOR	WKB 3T-*/XOR	SB 3T-*/XOR	WSB 3T-*/XOR

Mechanical Shield - Extensions, 250 V, 4 A

Application	Cable Specs	Straight		Right Angle	
		Female	Straight Male	Female	Right Angle Male
Heavy duty with mechanical shield for 3-wire applications PVC cable UL Listed, CSA Certified	3/22 AWG Braided copper shield Yellow PVC 105°C 5.7 mm OD	KB 3T-*	SB 3T/S105	WKB 3T-*	WSB 3T/S105
Heavy duty with mechanical shield for 4-wire applications PVC cable UL Listed, CSA Certified	4/22 AWG Braided copper shield Yellow PVC 105°C 5.7 mm OD	KB 4T-*	SB 4T/S105	WKB 4T-*	WSB 4T/S105

High Temperature - Extensions, 250 V, 4 A

Application	Cable Specs	Straight		Right Angle	
		St. Female / St. Male	St. Female / 90 Male	90 Female / St. Male	90 Female / 90 Male
Short term high temp 3-wire applications Irradiated PVC cable	3/18 AWG Yellow PVC 80°C, 250°C short term 5.7 mm OD	KB 3T-*	SB 3T/XOR	WKB 3T-*	WSB 3T/XOR

* = Length in meters

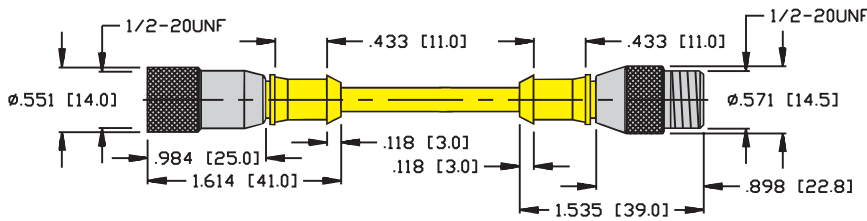
Specifications

Connector:	Oil resistant polyurethane body material, Nylon contact carrier.
Contacts:	Gold plated brass.
Coupling Nuts:	Nickel plated brass, (see options below)**.
Cable:	See table.
Protection:	NEMA 1,3,4,6P and IEC IP 67.
Cable Length:	Standard cable lengths are nominal 2, 4 and 6 meters. Other lengths available by request - consult factory.

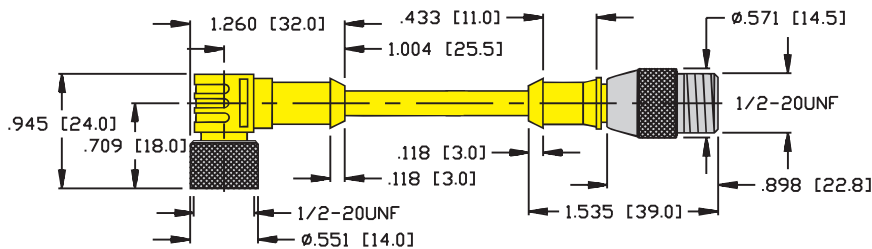
**** Options:** To specify stainless steel coupling nut, add a "V" to part number.
 For example: KB .. to KBV .. (straight female) or WSB .. to WSBV .. (right angle male).

Dimensions

KB .. - *- SB ..



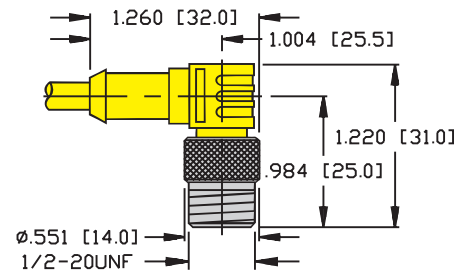
WKB .. - *- SB ..



Note:

Replace right end of illustrations at left with WSB shown below for KB ..T*-WSB ..T/ .. and WKB ..T*-WSB ..T/ .. configuration. Dimensions for single ended styles remain the same.

.. - WSB ..



Male Connector

Pinouts

Female		Male	
3-pin	4-pin	3-pin	4-pin