



microfast® Large Plug Body Cordsets and Extensions, Rubber

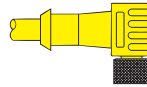
- Rubber
- 18 AWG Conductors
- Large Plug Body
- Available in 3 and 5 Conductors



See table below



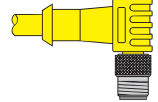
KBE ..



WKBE ..



SBE ..



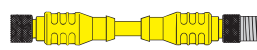
WSBE ..

3 and 5-pin, 250 V, 4 A

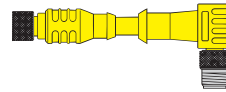
Female

Male

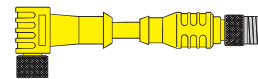
Application	Cable Specs	Pinout	Straight	Right Angle	Straight	Right Angle
Heavy duty for 3-wire applications Rubber cable UL Listed CSA Certified	3/18 AWG Yellow CPE, SJOOW 105°C 8.0 mm OD	1. Gn 2. Rd/Bk 3. Rd/Wh	KBE 3T-*/S600	WKBE 3T-*/S600	SBE 3T-*/S600	WSBE 3T-*/S600
Heavy duty for 5-wire applications Rubber cable UL Listed CSA Certified	5/18 AWG Yellow CPE, SJOOW 105°C 9.4 mm OD	1. Rd/Wh 2. Rd 3. Gn 4. Rd/Ye 5. Rd/Bk	KBE 5T-*/S600	WKBE 5T-*/S600	SBE 5T-*/S600	WSBE 5T-*/S600



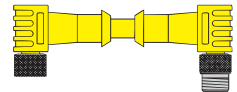
KBE .. SBE ..



KBE .. WSBE ..



WKBE .. SBE ..



WKBE .. WSBE ..

3 and 5-pin, 250 V, 4 A

Application	Cable Specs	Straight Female Straight Male	Straight Female Right Angle Male	Right Angle Female Straight Male	Right Angle Female Right Angle Male
Heavy duty for 3-wire applications Rubber cable UL Listed CSA Certified	3/18 AWG Yellow CPE, SJOOW 105°C 8.0 mm OD	KBE 3T-*/SBE 3T/S600	KBE 3T-*/WSBE 3T/S600	WKBE 3T-*/SBE 3T/S600	WKBE 3T-*/WSBE 3T/S600
Heavy duty for 5-wire applications Rubber cable UL Listed CSA Certified	5/18 AWG Yellow CPE, SJOOW 105°C 9.4 mm OD	KBE 5T-*/SBE 5T/S600	KBE 5T-*/WSBE 5T/S600	WKBE 5T-*/SBE 5T/S600	WKBE 5T-*/WSBE 5T/S600

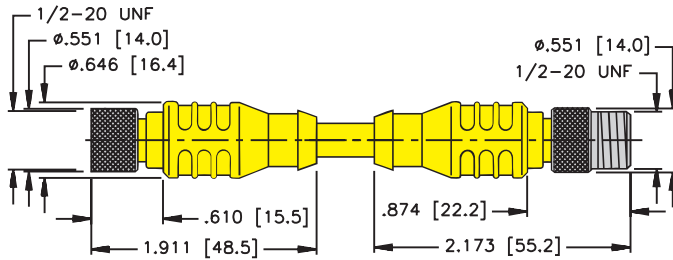
* = Length in meters

Specifications

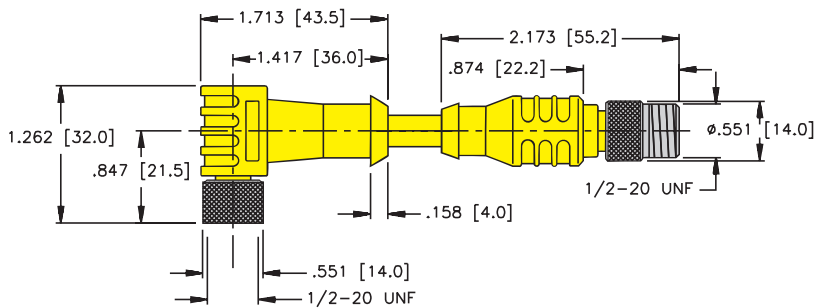
Connector:	Oil resistant polyurethane body material, Nylon contact carrier.
Contacts:	Gold plated brass.
Coupling Nuts:	Nickel plated brass.
Cable:	See table.
Protection:	NEMA 1,3,4,6P and IEC IP 67.
Cable Length:	Standard cable lengths are nominal 2, 4 and 6 meters. Other lengths available by request - consult factory.

Dimensions

KBE .. -* - SBE ..



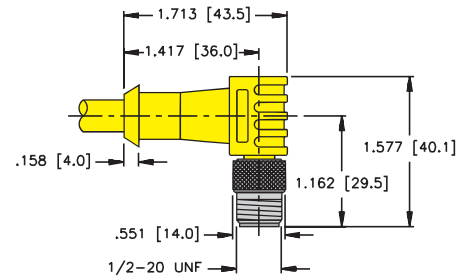
WKBE .. -* - SBE ..



Note:

Replace right end of illustrations at left with WSBE shown below for KBE ..T-* - WSBE ..T/ .. and WKBE ..T-* - WSBE ..T/ .. configuration. Dimensions for single ended styles remain the same.

.. - WSBE ..



Male Connector

Pinouts

Female		Male	
3-pin	5-pin	3-pin	5-pin