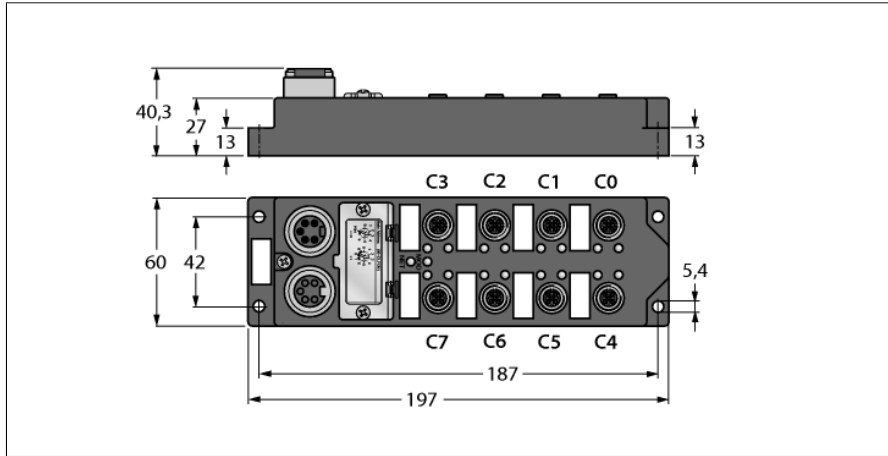
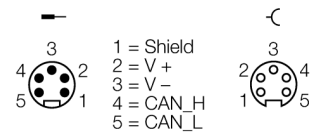


**I/O Module for DeviceNet**  
**16 digital pnp inputs**  
**FDNL-S1600-T**

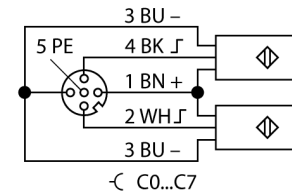


- 16 digital pnp inputs
- Short-circuit monitoring
- Module-related diagnostics
- Two channels per connector
- Fiber-glass reinforced PA6 housing
- Vibration and shock-resistant
- Encapsulated module electronics
- Metal connectors
- Degree of protection IP67

**Fieldbus**



**M12 x 1 Input**



<b>Type designation</b>	FDNL-S1600-T
Ident-No.	6603316
Ident-No (TUSA)	F0077
<b>Number of channels</b>	16
Operating / load voltage	11...26 VDC
Operating current	< 50 mA
<b>Inputs</b>	
Number of channels	(16) 3-wire pnp sensors
Input voltage	13...26 VDC
Supply current	< 700 mA per module, short-circuit proof
Switching threshold	EN 61131-3
	low max.: 1.5 mA / high min.: 2 mA
Input delay	2.5 ms
Switching frequency	≤ 100 Hz
Max. input current	7 mA
Potential separation	galvanic isolation against the bus
<b>Sensor supply</b>	bus connection
<b>Fieldbus transmission rate</b>	125/250/500 kbps
Fieldbus addressing	0...63 (decimal) via coded rotary switches
Electrical isolation	to operating and load voltage
<b>Dimensions (W x L x H)</b>	60 x 197 x 27mm
Housing material	fibre-glass reinforced Polyamide (PA6-GF30)
Mounting	4 mounting holes Ø 5,4 mm
Operating temperature	-40...+70 °C
Protection class	IP67
Approvals	CE, UL, CSA, FM

**I/O Module for DeviceNet**  
**16 digital pnp inputs**  
**FDNL-S1600-T**



**Data in process image**

C1P4: Male Connector 1, 4-pole

IGS: Wire-break/ short circuit - group signal

		Bit 7	Bit 6	Bit 5	Bit 4	Bit 3	Bit 2	Bit 1	Bit 0
<b>Input</b>	<b>Byte 0</b>	C3P2	C3P4	C2P2	C2P4	C1P2	C1P4	C0P2	C0P4
	<b>Byte 1</b>	C7P2	C7P4	C6P2	C6P4	C5P2	C5P4	C4P2	C4P4
	<b>Byte 2</b>	IGS	-	-	-	-	-	-	-