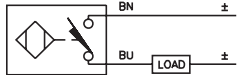
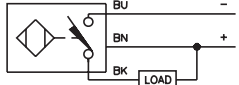
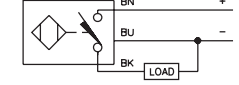
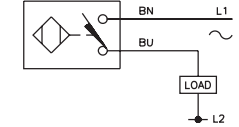
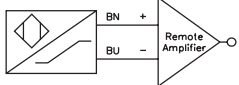
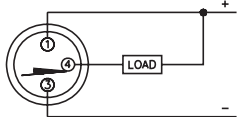
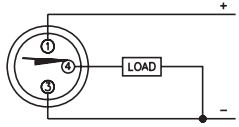


Inductive Sensors



Housing Style - Rectangular	Part Number	ID Number	Features	Embeddable	Sensing Range (mm)	Output	
14 mm - Embeddable/Nonembeddable, Potted-In Cable 	Ni20-Q14-AD4X	M4414557			20	2-Wire DC	
	Bi10U-Q14-AN6X2	M1608710	<i>Uprox</i>	•	10	3-Wire DC NPN	
	Bi10-Q14-AN6X2	M1608320		•	10		
	Ni20-Q14-AN6X2	M4690220			20		
	Bi10U-Q14-AP6X2	M1608700	<i>Uprox</i>	•	10	3-Wire DC PNP	
	Bi10-Q14-AP6X2	M1608720		•	10		
	Ni20-Q14-AP6X2	M4690205		•	20		
	Bi10-Q14-ADZ32X2	M4256220			•	10	2-Wire AC/DC Short-Circuit Protected
	Bi10-Q14-ADZ32X2/S34	M4256225	<i>Weld-field Immune</i>	•	10		
	Ni20-Q14-ADZ32X2	M4205410			20		
Bi10-Q14-Y0X	M1608730			•	10	2-Wire NAMUR	
14 mm - Embeddable/Nonembeddable, picofast® Connector 	Bi10-Q14-AN6X2-V1131	M1608325		•	10	3-Wire DC NPN	
	Bi10U-Q14-AN6X2-V1131	M1608510	<i>Uprox</i>	•	10		
	Ni20-Q14-AN6X2-V1131	M4690221			20		
	Bi10-Q14-AP6X2-V1131	M1608530			•	10	3-Wire DC PNP
	Bi10U-Q14-AP6X2-V1131	M1608500	<i>Uprox</i>	•	10		
	Ni20-Q14-AP6X2-V1131	M4690210			20		

Voltage	Switching Freq. (Hz)	Operating Current (mA)	Operating Temp. (°C)	Protection	Housing	Front Cap/Face	Power LED	Output LED	Mating Cord, Cable Length/Jacket	Wiring Diagram #	Wiring Diagrams
10-65 VDC	150	≤100	-25 to +70	IP 67	PBT	PBT	N/A	YE	2M/PVC	1	<p>Diagram 1</p> 
10-30 VDC	250	≤200	-30 to +85	IP 67	PBT	PBT	GN	YE	2M/PVC	2	<p>Diagram 2</p> 
	250	≤200	-25 to +70	IP 67	PBT	PBT	GN	YE	2M/PVC	2	
	250	≤200	-25 to +70	IP 67	PBT	PBT	GN	YE	2M/PVC	2	
10-30 VDC	250	≤200	-30 to +85	IP 67	PBT	PBT	GN	YE	2M/PVC	3	<p>Diagram 3</p> 
	250	≤200	-25 to +70	IP 67	PBT	PBT	GN	YE	2M/PVC	3	
	250	≤200	-25 to +70	IP 67	PBT	PBT	GN	YE	2M/PVC	3	
20-250 VAC 10-300 VDC	20	≤100	-25 to +70	IP 67	PBT	PBT	GN	YE	2M/PVC	4	<p>Diagram 4</p> 
	30	≤100	-25 to +70	IP 67	PBT	PBT	GN	YE	2M/PVC	4	
	20	≤100	-25 to +70	IP 67	PBT	PBT	GN	YE	2M/PVC	4	
5-30 VDC	250	Remote	-25 to +70	IP 67	PBT	PBT	N/A	YE	2M/PVC	5	<p>Diagram 5</p> 
10-30 VDC	250	≤200	-25 to +70	IP 67	PBT	PBT	GN	YE	PKG 3M-*	6	<p>Diagram 6</p> 
	250	≤200	-30 to +85	IP 67	PBT	PBT	GN	YE	PKG 3M-*	6	
	250	≤200	-25 to +70	IP 67	PBT	PBT	GN	YE	PKG 3M-*	6	
10-30 VDC	250	≤200	-25 to +70	IP 67	PBT	PBT	GN	YE	PKG 3M-*	7	<p>Diagram 7</p> 
	250	≤200	-30 to +85	IP 67	PBT	PBT	GN	YE	PKG 3M-*	7	
	250	≤200	-25 to +70	IP 67	PBT	PBT	GN	YE	PKG 3M-*	7	