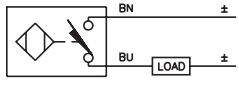
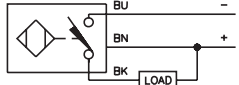
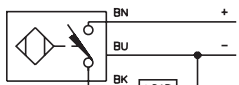
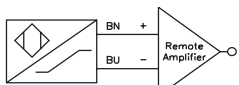
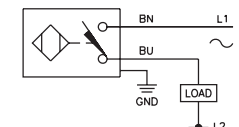
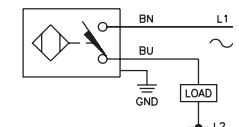


# Inductive Sensors



Housing Style	Part Number	ID Number	Features	Sensing Range (mm)	Output
<b>30 mm - Embeddable, Potted-In Cable</b> 	Bi10-G30K-AD4X	T4670695	Short Barrel	10	2-Wire DC
	Bi10-G30K-AN6X	T4671600	Short Barrel	10	3-Wire DC NPN
	Bi10-G30K-AP6X	T4670600	Short Barrel	10	3-Wire DC PNP
	Bi15-G30K-AP6X	T4207300	Short Barrel	15	
	Bi10-G30-Y0	T1006200	Short Barrel	10	2-Wire DC NAMUR
	Bi10-G30-Y0X	T4020000	Short Barrel	10	
	Bi10-G30-Y0X/S90	T4617691		10	
<b>30 mm - Embeddable, Potted-In Cable</b> 	Bi10-G30-AN6X	T4647500		10	3-Wire DC NPN
	Bi10-G30-AN7X	T1714800		10	
	Bi10-G30-AP6X	T4647400		10	3-Wire DC PNP
	Bi10-EG30-ADZ30X2	T4256095		10	2-Wire AC/DC Short-Circuit Protection
	Bi10-G30-ADZ30X2	T4207000		10	
	Bi15-G30-ADZ30X2	T4207200		15	
	Bi10-EG30-AZ3X	T4345699		10	2-Wire AC/DC
Bi10-G30-AZ3X	T4345400		10		
<b>30 mm - Embeddable, Potted-In Cable, Teflon Coated</b> 	Bi10-GT30-ADZ30X2/S34	T4256000	WFI	10	2-Wire AC/DC Short-Circuit Protection

Voltage	Switching Freq. (Hz)	Operating Current AC/DC	Operating Temp. (°C)	Protection	Housing	Face	End Cap	Power LED	Output LED	Cable Length/ Cable Mat.	Wiring Diagram #	Wiring Diagrams
10-65 VDC	500	≤100	-25 to +70	IP 67	CPB	PA 12	EPTR	N/A	YE	2M/PVC	1	<b>Diagram 1</b> 
10-30 VDC	500	≤200	-25 to +70	IP 67	CPB	PA 12	EPTR	N/A	YE	2M/PVC	2	<b>Diagram 2</b> 
10-30 VDC	500	≤200	-25 to +70	IP 67	CPB	PA 12	EPTR	N/A	YE	2M/PVC	3	<b>Diagram 3</b> 
5-30 VDC	200	Remote	-25 to +70	IP 67	CPB	PA 12	EPTR	N/A	N/A	2M/PVC	4	<b>Diagram 4</b> 
	200	Remote	-25 to +70	IP 67	CPB	PA 12	EPTR	N/A	YE	2M/PVC	4	
	200	Remote	-25 to +70	IP 67	CPB	EPTR	EPTR	N/A	YE	2M/PUR	4	
10-30 VDC	500	≤200	-25 to +70	IP 67	CPB	PA 12	EPTR	N/A	YE	2M/PVC	2	<b>Diagram 5</b> 
10-30 VDC	500	≤200	-25 to +70	IP 67	CPB	PA 12	EPTR	N/A	YE	2M/PVC	2	
10-30 VDC	500	≤200	-25 to +70	IP 67	CPB	PA 12	EPTR	N/A	YE	2M/PVC	3	
20-250 VAC 10-300 VDC	20	≤400/300	-25 to +70	IP 67	SS	PA 12	EPTR	GN	RD	2M/PVC	5	<b>Diagram 5</b> 
	20	≤400/300	-25 to +70	IP 67	CPB	PA 12	EPTR	GN	RD	2M/PVC	5	
	20	≤400/300	-25 to +70	IP 67	CPB	PA 12	EPTR	GN	RD	2M/PVC	5	
20-250 VAC 10-300 VDC	20	≤400/300	-25 to +70	IP 67	SS	PA 12	EPTR	N/A	YE	2M/PVC	5	
20-250 VAC 10-300 VDC	20	≤400/300	-25 to +70	IP 67	CPB	PA 12	EPTR	N/A	YE	2M/PVC	5	
20-250 VAC 10-300 VDC	20	≤400/300	-25 to +70	IP 67	TC	TC	EPTR	GN	RD	2M/PVC	5	